

READING

Your child would really benefit from phonics practise over the summer holidays.

<https://www.phonicsplay.co.uk/resources> Phonics Play has some free resources that your child can access and practise to make their learning of phonics more fun. Please focus on phase 2, 3 and 5 sounds.



MATHS

This is a link to a great site for your children to extend their maths knowledge and skills over the summer break: [IXL - Year 2 maths practice](#)

Work through the sections on: counting and number patterns, place value and understand addition. They'll benefit from developing these skills further to enable them to have the best start to their YR3 learning in maths. Also use TTRockstars to learn 2, 5 and 10 timestables. Your child should be able to count forward and backwards in 2s, 5s & 10s too.



P.E

Staying as active as possible during the summer is essential for the children's fitness. Find attached link to 10 minute exercise routines that can be completed indoors or outdoors. Get your child to extend their exercise routine by going for a 10 minute walk in addition to one of these workouts daily. [10 MINUTE HIIT WORKOUT FOR KIDS - INDOOR EXERCISE - Bing video](#) Click on MORE VIDEOS for other exercise videos.

WRITING

This term the children will be The children to keep a diary of what they are doing each week. They only need to record an entry once a week. Write about any event they want to record e.g. visit to the beach, visit to Star City, a shopping day out etc. They must consider accurate use of: - capital letters.

- full stops.
 - adjectives
 - conjunctions (because, and, so & but)
- And start the diary with Dear Diary.



YEAR 2 SUMMER LEARNING 2022

FUN TIME!

Create a book mark that you can use when you are in Year 3. Watch this video to see how to make the monster bookmark.


<https://www.youtube.com/watch?v=fjRE13pfOjY>

You will need:

- A4 paper.
- Coloured paper.
- Colouring pencils
- Glue


And any other decoration You wish to use.

Bring the bookmark back in September ready to use.



SPELLING

Inside your children's planner there are details for how to log on to EdShed. In here there is a section called Phonics Shed. Could your child work their way through the sounds on this page. When you click on each page there are lots of games. Please choose the most appropriate one for



your child to practise. <http://www.edshed.com>

WIDER CURRICULUM

Your child will have bought home a plant pot with a seed planted in it. Over the summer we would like your child to monitor and record how the plant grows/ changes every week. They should keep a diary of how the plant changes each week. They should use their scientific vocabulary knowledge to support their recounts/ observation. Pictures to show what the plant looks like each week can also be drawn. In the final week of the holidays, take a picture of the plant and bring it in with the diary to show and tell with the other children. Here are some videos about planting sunflowers to help you. <https://youtube/JIdPxy4EZWE> <https://youtu.be/67URAsUgR24>



READING

All the children have access to Oxford Owl. Which has a range of amazing levelled books. The log in details can be found in your child's planner. <http://www.oxfordowl.co.uk/login?active-tab+parents> We would like to set the children a summer reading challenge! The children need to read up to **10 different books** and write a book review for each one or they can story map what they have found out.



Happy reading!

SUMMER READING CHALLENGE

WRITING

Let's have some fun with writing over the holidays! Make a 'pop-up book'. Watch this video for how to make this style of book. [How to Make a Pop Up Book Tutorial: 10 Steps \(With Pictures\) \(imagineforest.com\)](https://www.youtube.com/watch?v=10Steps) Your story can be based on a story of your choice e.g. The Bear and the Piano, The Selfish Giant, Goldilocks and the three Bears. It is entirely up to you! Consider accurate use of varied adjectives, conjunctions and punctuation. Bring your pop up books in to share with everyone, after the holidays!



SPELLING

The children should log into their EdShed accounts (details can be found in the front cover of planner).

<http://www.edshed.com>

Click on **Stage 1 & 2**. Next choose an activity to do and select according to level of challenge required. There are different tasks to complete within each section.



MATHS

This is a link to a great site for your children to extend their maths knowledge and skills over the summer break: [IXL - Year 2 maths practice](https://www.ixl.com/maths/year2) Work through the sections on: **time, money, three dimensional shapes and mixed operations**. They'll benefit from developing these skills further to enable them to have the best start to their YR3 learning in maths. Also use TTRockstars to learn 3,4, 6 & 7 timestables.



YEAR 2 SUMMER LEARNING 2022

FUN TIME!

Vincent van Gogh was a famous artist from the 19th century. One of his most famous and renowned pieces of art today was a painting called 'The Sunflowers'.

Watch this biography all about the life of this artist <https://youtube/qv8TANh8djI>

Next, have a go at painting or sketching your picture of sunflowers.

<https://youtube/Cwb1BBBeamI>

Imagine what your sunflowers might look like once then are fully grown to inspire your own art!



P.E

Staying as active as possible during the summer is essential for the children's fitness. Find attached link to 10 minute exercise routines that can be completed indoors or outdoors. Get your child to extend their exercise routine by going for a 10 minute walk in addition to one of these workouts daily. **10 MINUTE HIIT WORKOUT FOR KIDS - INDOOR EXERCISE - Bing video** Click on MORE VIDEOS for other exercise videos.

WIDER CURRICULUM

Your child will have bought home a plant pot with a seed planted in it. Over the summer we would like your child to monitor and record how the plant grows/ changes every week. They should keep a diary of how the plant changes each week. They should use their scientific vocabulary knowledge to support their recounts/ observation. Pictures to show what the plant looks like each week can also be drawn. In the final week of the holidays, take a picture of the plant and bring it in with the diary to show and tell with the other children. Here are some videos about planting sunflowers to help you. <https://youtube/JIdPxy4EZWE> <https://youtube/67URAsUgR24>



READING

SUMMER
READING
CHALLENGE

All the children have access to Oxford Owl. Which has a range of amazing levelled books. The log in details can be found in your child's planner. <http://www.oxfordowl.co.uk/login?active-tab+parents> We would like to set the children a summer reading challenge! The children need to read up to 20 different books and write a book



review for each one or they can story map what they have found out. Happy reading!

WRITING



Create an information text all about the commonwealth games 2022 that are taking place in Birmingham this summer. In your writing include: a title, and introduction, subheadings, bullet points, pictures and lots of information about the games. Your teacher will be super impressed if you also include the use of varied conjunctions, adjectives to describe and lots of vocabulary all to do with the specific sports you choose to write about! Remember to make it interesting and eye catching!

MATHS

This is a link to a great site for your children to extend their maths knowledge and skills over the summer break: [IXL - Year 2 maths practice](#) Work through the sections on: multiplication, understanding multiplications, division, understanding division and mixed operations. They'll benefit from developing these skills further to enable them to have the best start to their YR3 learning in maths. Also learn all timestables to 12x12.



YEAR 2 SUMMER LEARNING 2022

FUN TIME!

This year the children really enjoyed learning all about our capital city - London. They discussed on many times about the various landmarks that can be found there. Could you make a model (using recyclable materials) of a landmark from London of your choice. Suggestions include: London Bridge, The Shard, The London Eye, Buckingham Palace, The River Thames - the list is endless. Bonus points for creativity - Bring your models into school after the holidays to share with your teachers.



SPELLING

The children should log into their EdShed accounts (details can be found in the front cover of planner).



Click on **Stage 3 & 4**.
Next choose an activity to


do and change
to change to meet
level of challenge
required.



WIDER CURRICULUM

To create a family tree all about your family and produce an information poster about each of your chosen family members. No more than 5 people.

In the family tree start from as early as you can e.g. great-grandparents and finish on you and your siblings.



Be as creative as you want
with your design of the
family tree..

When you write your
information about the family -
ask your parents to help you so that you can
include lots of interesting facts! Happy exploring
everyone!

PE



Staying as active as possible during the summer is essential for the children's fitness. Find attached link to 10 minute exercise routines that can be completed indoors or outdoors. Get your child to extend their exercise routine by going for a 10 minute walk in addition to one of these workouts daily. [10 MINUTE HIIT WORKOUT FOR KIDS - INDOOR EXERCISE - Bing video](#) Click on MORE VIDEOS for other exercise videos.