

# Heathfield PRIMARY SCHOOL



**CURRICULUM BOOKLET**

**NURSERY**

**SUMMER 1**

# MATHS

## KEYWORDS

2D shapes  
flat  
corners  
sides  
square

triangle  
rectangle  
circle  
more  
less

match

## IN SCHOOL WE WILL BE LEARNING

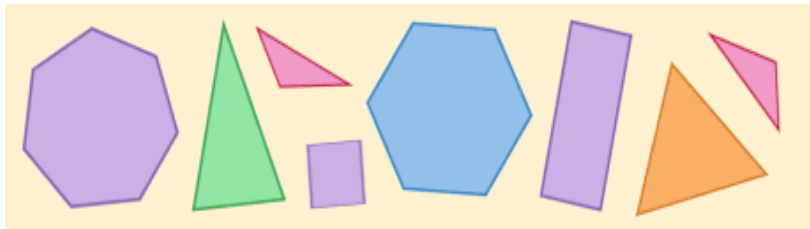
### Seed Maths

This term, children in nursery will continue their learning about linking amounts to numerals up to 5. The project we will be exploring is '**Seed Maths**' where children will count seeds to 5, forwards and backwards, saying one number for each item in order. In this project, children will also apply their knowledge on subitising the seeds, as well as counting them.



### Shapes

They will also talk about the properties of 2D shapes. They will begin to learn 2D shape vocabulary, such as flat, corners and sides. Children will be exploring the new summer topic on sunshine and flowers, where they will use mathematical language to describe what they have observed relating to growing.



## AT HOME YOU CAN

- Go into the garden/park with your child and begin to collect garden flowers. Lay them on the floor and begin to count individually, as well as giving opportunity to subitise (without counting).
- 2D shape hunt around the house or outdoors. See if your child can name shapes and show you corners and sides of the shapes.

## USEFUL WEBSITES



[2D and 3D shape sort](#)



[count and colour match](#)

HAPPY HARDWORKING COURAGEOUS KIND

H

# LITERACY

## KEYWORDS

signs  
places  
sounds  
hear  
who

what  
where  
when  
why  
caterpillar

butterfly  
cocoon

## IN SCHOOL WE WILL BE LEARNING

For literacy, nursery will be moving on to aspect 6 in phonics where children will match objects with the same sound and go on a hunt to find objects that begin with a particular sound. Children will apply their print and letter knowledge in their early writing and give meaning their marks. In addition, they will continue to recognise familiar words and signs, such as their own name and advertising signs. The book they will be focusing on will be The Very Hungry Caterpillar.

### Reading Trail

The project we will be focusing on will be '**Reading Trail**' where signs such as local shop and café signs will be displayed around the classroom. Children will choose a sign they recognise and say what they think the sign says. Children will be encouraged to talk about the places they visit and their experiences there.

Children in nursery will also be doing the following:

- To be able to recite the alphabet
- To role play key events in familiar stories
- To use pictures to tell stories
- To be able to have a conversation about stories they have listened to
- To be able to copy their name



## AT HOME YOU CAN

- Go to a local supermarket and find objects that begin with S, A, T and P.
- Use picture books to talk about the story in short sentences. Ask your child why, what, where and when questions to prompt thinking.
- Sing the [alphabet song](#) together at home.

## USEFUL WEBSITES



[understanding signs and symbols](#)



[phase 1 phonics listening game](#)

HAPPY HARDWORKING COURAGEOUS KIND



# COMMUNICATION AND LANGUAGE

## KEYWORDS

what	how	ant
when	mini beasts	worm
where	ladybird	syllables
why	sunflowers	clap
who	butterfly	

## IN SCHOOL WE WILL BE LEARNING

For communication and language, children will begin to understand key question words, such as what, when, where, why, who and how. They will begin to learn to vary their tone, volume and expression in play to act out as characters in the stories they are familiar with. They will also continue to use full sentences to articulate their wants, opinions and responses.

### Garden Animals

Nursery children will explore the topic 'Garden Animals'. Children will be invited to name the animals they see. When children are familiar with the animal names, they will clap the syllables in the words. They will play a call and response game with their friends there one friend says an animal name whilst clapping the syllables and the other friend responds by saying and clapping back.



## AT HOME YOU CAN

- Play a game with your child. Find a word in the environment and get your child to clap and tell you how many syllables it has. **Note: 1 clap above the head means 1 syllable word, 2 claps either side of your body means 2 syllable word and 3 claps down your body means 3 syllables word.**
- Go to the garden with your child to find some minibeasts. Talk about how the minibeast looks, feels, how it moves and what it may eat. Maybe you can make a bug hotel together.

## USEFUL WEBSITES



[clap our syllables song](#)



[picture prompts to make a bug hotel](#)

HAPPY HARDWORKING COURAGEOUS KIND



# UNDERSTANDING OF THE WORLD

## KEYWORDS

Ramadhan	presents	rooftop
charity	fruits	planting
Eid	vegetables	grow
Father's Day	bug hotels	watering can
fasting	care	seeds



## IN SCHOOL WE WILL BE LEARNING

For this area in learning, children in nursery will learn about a variety of cultural celebrations, such as Ramadhan, Eid and Father's Day. As the season and weather is changing, they will begin to talk about the temperature outside, as well as the different changes they are beginning to observe.

Children will be planting this term, so will exploring different fruits, flowers and vegetables. Children will also explore minibeasts in their outdoor area and begin to care for them. They will make bug hotels as their shelter and understand what they eat and drink.

### Our Garden

Children will be listening to and understanding the story, Errol's Garden. They will take time to look at the pictures and discuss the families and characters involved when creating the rooftop. They will talk about the types of plants grown in the rooftop, such as flowers, fruit and vegetables. Children will now apply what they learned from the story and grow their own props and plants. They will be provided with pots, compost, watering cans, trowels, strawberry and tomato plants, and packets of seeds, including sunflower seeds and quick-growing vegetable seeds, such as salad leaves and radishes.



## AT HOME YOU CAN

- Teach your child about importance of Ramadhan and charity. Allow your child to give charity and explain why they gave it.
- Take your child for a walk and observe the trees and plants. See if they can see a change.
- Begin to plant flowers and crops in your garden at home. Teach your child the steps to planting.

## USEFUL WEBSITES



[Peep planting a seed](#)



[Hassan and Aneesa's Eid video](#)

HAPPY HARDWORKING COURAGEOUS KIND





# EXPRESSIVE ART AND DESIGN

## KEYWORDS

cornflour	collage	paper machete
shaving foam	mix colours	strong
join	safely	crayons
tear	act	wax crayons
paint	costumes	mould

## IN SCHOOL WE WILL BE LEARNING

For expressive arts and design, children will choose their own resources and talk about the work they create. They will also engage in messy play activities to create home for minibeasts using paper machete and paint, as well as getting their hands messy in cornflour and shaving foam. Also, children will create large- and small-scale artwork by looking the work of Frida Kahlo and Claude Monet. They will be using playdough, clay and moulding materials to create. Children will have access to a range of art provision including paintbrushes, sponges, scissors, rolling pins, glue and crafting tools for a purpose. They will also experience using a range of medium, including pencils, crayons, felt tips, paint, chalk and wax crayons.

### Other skills they will learn:

- To begin to explore different techniques to join materials
- To know how to use and transport tools such as scissors safely
- To create simple representations of people and objects
- To enjoy joining in with dancing and ring games
- To sing a few familiar songs
- To use costumes and resources to act out stories



## AT HOME YOU CAN

- Encourage your child to use a range of resources to create large scale and small scale artwork. Maybe you can work as a team to paint/draw flowers or plants.
- Sing and act out nursery rhymes. Ask your child new nursery rhymes they learned in nursery so they can teach you.
- Try as a family some ring games – see link below.

## USEFUL WEBSITES



[art ideas for kids](#)



[ring games](#)

HAPPY HARDWORKING COURAGEOUS KIND



# PSED

## KEYWORDS

care  
environment  
feeding  
clean  
community

emotions  
brushing  
choosing  
healthy  
sharing

teamwork  
friendly  
choosing  
unhealthy

## IN SCHOOL WE WILL BE LEARNING

For PSED, nursery will be focusing on caring for the environment, plants and minibeasts. They will begin to understand why it is important to care for living things, such as outdoor insects and how we can contribute to caring for them. Children will be taking responsibility to water and feed their garden plants.

Moreover, children will be continuing to focus for a short period of time in whole class and small group activities. They will develop appropriate ways to express their emotions and wishes. There will be a key focus on oral hygiene and understanding importance of brushing their teeth regularly.

### Healthy choices

Children will make healthy food choices and eat healthy snacks. They will begin to understand what happens to their bodies if they have too much of unhealthy food. They will learn to eat in moderation. We will have circle time activities to taste different food and identify which is healthy and which is not so healthy.



## AT HOME YOU CAN

- Experiment with different toothpaste flavours to encouraging the brushing of your child's teeth every day.
- Take your child to the local supermarket and allow them to have a trolley to fill up with healthy food choices. Look at food they can eat every day and food they can eat sometimes.

## USEFUL WEBSITES



[Good Food Song with Jack Hartmann](#)



[clean teeth game](#)

# HAPPY HARDWORKING COURAGEOUS KIND



# PHYSICAL DEVELOPMENT

## KEYWORDS

run  
jump  
ride  
throw  
catch

freeze  
rest  
cool off  
squeeze  
pinch

fast  
slow  
avoid  
safe


## IN SCHOOL WE WILL BE LEARNING

For physical development, children will join in with games that include racing, chasing, balancing, riding (scooters and bikes) and ball skills. They will learn to jump off an object and land safely. They will also be learning to put their shoes and socks on independently. Furthermore, children will use tools such as tweezers, pipettes and pegs with control.



### Outdoor Games

For our project, children will explore '**Outdoor Games**'. They will go to an outdoor large space and play racing and chasing games, such as 'stuck in the mud', where they work together as a team. Children will feel their heart beats shortly after they finish. Children will learn how exercise keeps their bodies and hearts healthy. They will also learn how to play 'Duck, Duck, Goose'. Also, they will partake in parachuting games.



## AT HOME YOU CAN

- Help your child ride a 2 wheeled bike as a challenge and as a way of moving their learning on to make them more independent.
- Get your child to help with putting clothes on a washing line and using pegs to secure them.
- Make a hopscotch outside and get your child to play with you.

## USEFUL WEBSITES



[dough disco for fine motor](#)



[activities for fine motor development](#)

HAPPY HARDWORKING COURAGEOUS KIND

