

# Heathfield PRIMARY SCHOOL



Curriculum booklet

Reception

Summer 2

# Maths

## Keywords

half  
halves  
whole  
equal parts  
irregular

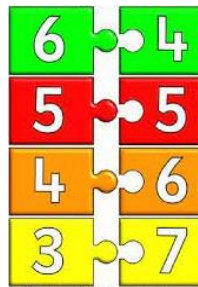
concrete  
total  
separate  
addition  
total

problems  
number formation  
compare  
equal

## In school we will be learning

In Maths this term, we will focus on ensuring that the children master the key mathematical skills they will need in preparation for Year 1.

The children will be developing their understanding of number through hands-on activities and practical problem solving. They will learn to halve even numbers up to 10, split objects into two equal groups and recognise when groups are not shared fairly, as well as begin to solve simple halving problems. The concept of odd and even numbers will be introduced through making number pairs and exploring patterns. The children will continue to use concrete resources to solve addition and subtraction problems by counting on and back. They will also explore doubling up to 10 and use this knowledge to solve problems. Finally, they will investigate how to share quantities fairly and equally, compare groups and solve real-life sharing problems, all of which will help to build a strong foundation in number fluency and mathematical thinking.



## At home you can

- Use everyday objects like snacks, buttons, or Lego bricks to practise sharing into two equal groups. Ask your child to check if the groups are fair and to explain their thinking. You can also ask them to halve numbers like 2, 4, 6, 8 and 10 using objects or drawings.
- Use small toys or snacks to act out simple addition and subtraction stories (e.g. "You had 5 grapes, you ate 2 – how many are left?"). Let them count objects or use fingers to find the answer.

## Useful websites



Maths Games

[Early years Maths - BBC Bitesize](#)



Doubling maths games

[Doubles to 10 - Find the match \(wordwall.net\)](#)



Number Bonds

Happy hardworking courageous kind



# Literacy

## Keywords

retell  
fiction  
non-fiction  
lower case  
capital letters

characters  
digraph  
trigraph  
segmenting  
blending

Phase 5  
finger spaces  
full stops

## In school we will be learning

### Big Wide World


We will be reading the following fiction and non-fiction stories whilst we explore our topic about the big wide world: "Handa's Surprise", "Clean up", "Who swallowed Stanley" and "Emma Jane's Aeroplane". This will help your child's understanding of geography and to think more about the world around them. We will encourage children to retell the stories, think about the environment, ask questions and make predictions.

### Phonics

This term, the children will continue consolidating the sounds they have already learnt in Phase 3 and move onto learning Phase 5 sounds in preparation for Year 1. They will also continue to learn new harder to read and spell words. Children continue to practise word blending and segmentation in this phase and will apply their knowledge to reading and writing.

### Writing

In writing, the children will practise writing simple sentences using taught phonics knowledge and HTRS words. They will be encouraged to use finger spaces, capital letters and full stops.



## At home you can

- Read stories explaining different parts of the world at home.
- Practise Phase 3 and Phase 5 sounds at home.
- Every week your child receives a guided reading book which corresponds to the sounds they have learnt, please read this book with your child every day.
- Supporting your child to learn the 'Harder To Read and Spell' words by learning their weekly spellings.
- Practise writing simple sentences using capital letters, finger spaces and full stops.

## Useful websites



Phase 3 sounds

[ELS: Phase 3 pronunciation \(youtube.com\)](https://www.youtube.com/watch?v=ELS:Phase3pronunciation)



Phase 5 sounds

[ELS: Phase 5 pronunciation - YouTube](https://www.youtube.com/watch?v=ELS:Phase5pronunciation)



Sound mats

Happy hardworking courageous kind



# Communication and language

## Keywords


habitat	rainforest	community
environment	desert	diversity
mountain	river	heritage
ocean	lake	conservation
forest	sea	
grassland	island	

## In school we will be learning

This half-term, your child will experiment with telling stories and discovering links between them and their real-life experiences. They will also explain their ideas and thoughts in full sentences, utilising past, present, and future tenses as well as conjunctions, with their teacher's guidance and help.

Your child will work on understanding more sophisticated language, such as vocabulary related to prepositions, sequencing, and time. They will begin to practise following a story without using visuals or props. They will also learn how to ask and answer questions (what, when, where, why, who, and how) in front of the class, which will help them gain confidence.

Lastly, we'll incorporate humour into our learning environment, encouraging your child to understand and use humour effectively in communication.



## At home you can

- Encourage your child to create their own stories based on their real-life experiences. They can write or verbally narrate these tales, exploring connections between their stories and personal encounters.
- Prompt your child to articulate their ideas and thoughts using complete sentences, incorporating past, present, and future tenses along with conjunctions. Engage in conversations where they can freely express themselves with your guidance.
- Foster confidence in public speaking by practising asking and answering questions in front of family members. Encourage your child to explore the essential questioning words (what, when, where, why, who, and how).

## Useful websites



Past, Present, Future sentences

[Past - Present - Future](#) | [Baamboozle - Baamboozle](#) | [The Most Fun Classroom Games!](#)



Communication games to play

Happy hardworking courageous kind



# Understanding of the world

## Keywords

ocean	community	observations	traditions
sea	summer	herbivores	discussions
culture	environment	omnivores	empathy
inclusivity	littering	diversity	
seasons	animals	world	

## In school we will be learning

This term in Reception, we will be looking at the topic the Big Wide World. The children will begin to notice and talk about the different places around the world, including oceans and seas.

In addition, your child will have the opportunity to explore a diverse range of stories featuring different cultures, communities and traditions which will create a broader worldview. They will show an awareness of the similarities and differences among people in different communities and groups from around the world.

Furthermore, your child will focus on identifying common features for different groups of animals, including wild and domestic animals. They will get to see some of these animals in real-life at their trip to the sea life centre, which we are very excited about!



## At home you can

- Introduce your child to different places around the world by looking at maps, globes, or picture books. Talk about oceans, seas, and other geographical features.
- Help your child understand similarities and differences among people from various communities and groups. You can do this by looking at photographs or videos of people from different parts of the world, discussing clothing, food, language and traditions.
- Before the upcoming trip to the sea life centre, talk to your child about the types of animals they might see and what habitats they live in.

## Useful websites

[Match the animals to their habitats - EYFS - Reception - BBC Bitesize](#)



Libraries in Birmingham



Oceans and Sea videos



Animals & Habitats matching activity

Happy hardworking courageous kind







# PSED

## Keywords

achievements  
help  
resilience  
healthy  
communication

cooperation  
turns  
imaginative play  
confidence  
sharing

turn-taking  
washing  
unhealthy  
waiting  
celebrate

## In school we will be learning

Throughout this term, your child will be encouraged to take pride in their achievements, extending a helping hand to others and demonstrating resilience in the face of challenges. In addition to fostering healthy eating habits and the ability to identify nutritious foods, they will develop confidence in expressing themselves within small group settings. Through collaborative activities, they will learn the importance of working and playing cooperatively, taking turns and explaining the reasons behind rules while participating in imaginative play.

An emphasis will be placed on personal hygiene as they learn about the significance of washing and drying hands effectively. These experiences will not only contribute to their physical well-being but also nurture essential habits for a healthy lifestyle, promoting their overall development and well-being.

Additionally, they will further develop their bonds with their peers, contributing to the creation of a nurturing and positive classroom environment.



## At home you can

- Create a "Pride Board" where your child can display their accomplishments, whether it's a drawing they're proud of or a new skill they've learned. Take the time to celebrate each achievement together.
- Introduce your child to activities that require persistence, such as solving puzzles or completing a challenging craft project. Encourage them to keep trying, even when they encounter difficulties and praise their efforts.
- Teach your child the proper techniques for washing and drying their hands effectively. Create a fun handwashing song or game to make the process enjoyable.

## Useful websites



washing hands song

[The Hand Washing Song](#) | [Healthy Habits Kids Song](#) | [Clean Routines for Kids](#) | [Super Simple Songs \(youtube.com\)](#)

[10 Super Fun Activities To Promote Sharing And Turn-Taking](#) ([teethingtotantrums.com](#))



turn-taking games

Happy hardworking courageous kind



# Physical development

## Keywords

roll	control	defender
push	move	direction
bounce	space	target
catch	partner	aim
throw	teamwork	

## In school we will be learning

This half term in PE, Reception children will be developing their ball skills using their hands and feet. They will explore a variety of ways to move with a ball, including pushing, rolling and bouncing, both while standing still and on the move. Through these activities, children will begin to understand the importance of control —keeping the ball close to them and handling it with care to move effectively. As they become more confident, they will practise these skills with a partner, helping them to develop teamwork and communication.

Later in the term, children will continue to build on these skills by learning how to roll, push and bounce a ball with greater control and accuracy. They will also be introduced to simple game concepts, including the role of a defender and start to understand how to work cooperatively in pairs or small groups. The focus throughout will be on enjoyment, participation and building confidence in physical activity through purposeful movement and play.



## At home you can

- Practise bouncing a ball and catching it again. Start with two hands and progress to one-handed catches if they're confident. You can challenge them to see how many bounces and catches they can do in a row.
- Set up targets using household items (like empty bottles, buckets or cushions) and see if your child can roll the ball to hit or land near them. This helps develop aim and control.
- Work together with your child to practise rolling, pushing or bouncing a ball to each other. You can make it into a game by counting how many successful passes you can make without dropping or chasing the ball.

## Useful websites



[Fun no-equipment outdoor games for kids – Active For Life](#)

[Parks | Birmingham City Council](#)

games to play (no equipment required)



parks in Birmingham

Happy hardworking courageous kind

