

Heathfield PRIMARY SCHOOL



Curriculum booklet

Year 2

Autumn 1.1

Writing

Keywords


Narrative
Setting
Character

Adjective
Expanded noun phrase
Powerful Verbs

In school we will be learning

The children will be exploring the text 'James and the Giant Peach.' We will be covering a range of different pieces, starting with a setting description and then looking at a character description. Children will unpick the features of a modelled text, identify the impact on the reader and then plan and write their own.

Additionally, children will be learning a range of different skills to help them become more creative with their writing. This will include a range of exciting adjectives and sentence openers as well as simple and compound sentences, powerful verbs and expanded noun phrases.



At home you can

- Write a description of somewhere you visited in the holidays.
- Read some of Roald Dahl's book to get a feel for the author.
- Create your own story character and describe them!
- Practise cursive handwriting.
- Use 'Once upon a picture' to create your own amazing story.

Useful websites



<https://www.onceuponapicture.co.uk/>



<https://www.bbc.co.uk/bitesize/topics/zd63xyc/articles/zncgvk7>



<https://www.topmarks.co.uk/english-games/5-7-years/words-and-spelling>

Happy hardworking courageous kind



Reading

Keywords

Fluency
Decoding
Unfamiliar
Confidence
Retell


Sequence
Vocabulary
Phonics

In school we will be learning

The children will be exploring the book, 'James and the Giant Peach' by Roald Dahl. This term, the children will be focusing on word reading and fluency, using their phonics knowledge to read alternative sounds and decode unfamiliar words. This will enable them to build their confidence with reading, in particular with more challenging books.

Children will also be learning how to retell the story, building on their retention skills as well as sequencing events from a different texts.

Additionally, children will be taking a levelled book home as well as a library book home (reading for pleasure). It is important you hear your child read once a day and to record this in their planners to ensure their reading fluency is secure.



At home you can

- Listen to your child read the books they bring home and ask them a range of questions to see if they have understood it.
- Create your own book review of your favourite book and characters.
- Read your book in a new space. Try creating a cosy den using cushions and blankets.
- Visit your local library.

Useful websites



<https://monkeypen.com/pages/free-childrens-books>



<https://www.bbc.co.uk/bitesize/articles/z6mmdp3>

Happy hardworking courageous kind



Maths

Keywords

number
place value
addition
subtraction
multiples

compare
tens
ones
addends
number bonds

calculate
solve
bridge
commutative
sum

In school we will be learning

This term, the children will learn about numbers and place value. The children will be furthering their understanding on recognising numbers up to 100 and representing them in numerous ways, counting in multiples of 10 and ordering and comparing numbers. They will develop their understanding of adding three addends and know three addends can be added in any order. They will also learn to add two numbers that bridge through 10 and compare numbers by describing how many more or less are in each set.

The children will then move onto addition and subtraction, where they will solve problems involving up to 2-digit numbers. The 2, 5 and 10 timetables practise will also be taught throughout.

The children will learn a range of retrieval questions from counting forwards and backwards to 20. They will also be retrieving 1 more and 1 less and 10 more and 10 less than a given number from 50.

My Times Tables

2 times table	5 times table	10 times table
0 x 2 = 0	0 x 5 = 0	0 x 10 = 0
1 x 2 = 2	1 x 5 = 5	1 x 10 = 10
2 x 2 = 4	2 x 5 = 10	2 x 10 = 20
3 x 2 = 6	3 x 5 = 15	3 x 10 = 30
4 x 2 = 8	4 x 5 = 20	4 x 10 = 40
5 x 2 = 10	5 x 5 = 25	5 x 10 = 50
6 x 2 = 12	6 x 5 = 30	6 x 10 = 60
7 x 2 = 14	7 x 5 = 35	7 x 10 = 70
8 x 2 = 16	8 x 5 = 40	8 x 10 = 80
9 x 2 = 18	9 x 5 = 45	9 x 10 = 90
10 x 2 = 20	10 x 5 = 50	10 x 10 = 100
11 x 2 = 22	11 x 5 = 55	11 x 10 = 110
12 x 2 = 24	12 x 5 = 60	12 x 10 = 120

At home you can

- Practise 2, 5 and 10 timetables.
- Help pay for your shopping. Can you add up the total of how much your shopping costs? How much change will you receive.
- Sort numbers out in 10's and ones using objects around the house.
- Practise number formation.
- Practise writing the short date.

Useful websites



[Maths Starter Shed - The Mathematics Shed \(mathematicshed.com\)](http://mathematicshed.com)



[KS1 Maths - BBC Bitesize](http://www.bbc.com/bitesize)

Happy hardworking courageous kind

H

Science

Keywords

Humans
Survival
Data
Record

Patterns
Development
Healthy
Hygiene

Growth
Child
Adult
Body

In school we will be learning

This term, the children will learn about human survival. This will include the stages of human development, what humans need to survive, the importance of a healthy lifestyle and personal hygiene.

The children will also learn how to gather and record simple data and present them in an effective way as well as being able to notice patterns/relationships within their data.



At home you can

- Explore the websites below for information on this topic
- Discuss the stages of human development and how we grow
- Discuss healthy choices regarding food and hygiene.
- Play the games below

Useful websites



<https://www.bbc.co.uk/bitesize/topics/z6882hv> <https://www.bbc.co.uk/gam/es/embed/earth-squad-go> <https://www.bbc.co.uk/bitesize/subjects/z6svr82>

Happy hardworking courageous kind



Humanities History

Keywords

Significant
achieve
Invent
represent

activist
campaign
conquer
goal

recognised
impact
Influence

In school we will be learning

This term the children will be learning all about the topic called Movers and Shakers. This project focuses on children learning about the achievements of significant people through history to present day.

The children will learn about significant people like, Neil Armstrong, Christopher Columbus and Martin Luther King to name but a few.

They will consider what these people did, why they did it and what was the impact of their actions on the world around us. The children will also learn about how these people are representative of us.



At home you can

- Create an information poster about some of the significant people mentioned/ to be studied in this topic.
- Write a diary entry from Neil Armstrong's point of view about the moon landing.
- Draw a picture of the Christopher Columbus' ship and what it might have had on board it for the journey.

Useful websites



Neil Armstrong
<https://youtu.be/fIPFIY8hEck>



Christopher Columbus
<https://youtu.be/AHA9zvogjc0>

Happy hardworking courageous kind



Computing

Keywords

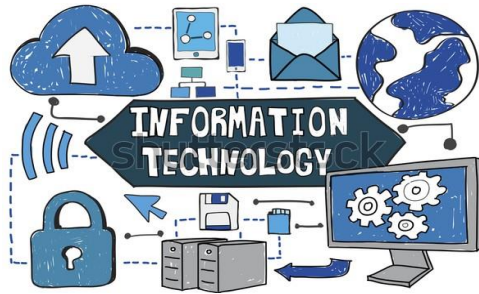
Information technology (IT), scanner/scan computer, barcode,

In school we will be learning

Information technology around us

The children will develop their understanding of what information technology (IT) is and will begin to identify examples. They will discuss where they have seen IT in school and beyond, in settings such as shops, hospitals, and libraries. Children will then investigate how IT improves our world, and they will learn about the importance of using IT responsibly.

At the beginning of the project, children will develop their understanding of what information technology (IT) is. They will identify devices that are computers and consider how IT can help them both at school and beyond. The children will consider common uses of information technology in a context that they are familiar with. They will identify examples of IT and be able to explain the purpose of different examples of IT in the school setting.



At home you can

IT Scavenger Hunt

Objective: Identify various IT devices at home.

Activity: Create a list of IT devices (e.g., computer, tablet, smartphone, smart TV, gaming console, smart thermostat). Go on a scavenger hunt around the house to find these items. Discuss how each device is used and its importance.

Create a Digital Collage

Objective: Identify and showcase different IT devices.

Activity: Help your child create a digital collage using images of IT devices found online or taken with a camera. They can use a simple photo-editing tool or an app like Canva. Label each device and explain its purpose.

Useful websites

https://www.bbc.co.uk/bitesize/topics/z3tbwmn/articles/z6vkw_nb

SCAN ME



<https://www.bbc.co.uk/bitesize/topics/zymyqqt/articles/zym3b9g>

SCAN ME



Happy hardworking courageous kind

H

Art

Keywords

Colour
Pencil
Brush
Draw
Tone

Shade
Line
Shape
Sculpt
Observe

Imagine
Primary colours
Secondary Colours
Colour wheel

In school we will be learning

This term children will be drawing, painting and sculpting natural forms of art from their observation, imagination and memory.

Additionally, they will identify and mix secondary colours as well as evaluating their own and other members of their class's artwork using artistic vocabulary.



At home you can

- Practice drawing using line, shading and tone
- Explore and research some of the key vocabulary
- Have a look at the links below!
- Explore mixing the primary colours (red, yellow, blue)

Useful websites



<https://www.bbc.co.uk/cbeebies/games/cbeebies-creative-lab>



<https://www.bbc.co.uk/bitesize/topics/zdb4jfr/articles/zn6w239>

Happy hardworking courageous kind



Music

Keywords

Recorder
Mouthpiece
Notes
Rhythm


Beat
Melody
Song
Vocals

Scale
Tempo
Tone

In school we will be learning

This term, children will begin to develop their recorder technique, accuracy and competency. They will learn how to read a staff and other relevant notations and develop playing in time and in tune.


Children will also learn some new key vocabulary throughout which will be used throughout their exploration of Music this year!



At home you can

- Watch some videos of how to use/play a recorder for beginners.
- Become familiar with the recorder as an instrument
- Listen to songs which include the sound of a recorder
- Explore the websites below

Useful websites



<https://youtu.be/iiD2UYWlWmM?feature=shared>



<https://musiclab.chromeexperiments.com/>

Happy hardworking courageous kind



RE

Keywords

Faith
Religion
Islam
Christianity
Judaism

Hinduism
Buddhism
Sikhi
Atheist
Rules

Self-discipline
Suffering
Sharing
Caring
Generous

In school we will be learning

During this term, the children will be exploring several themes that run through different religions. These themes include, Living by Rules, Being Temperate and Self-disciplined, Responding to Suffering, and Sharing and Being Generous.

Through this exploration, children will learn more about faiths such as Christianity, Islam, Hinduism, Buddhism, Sikhi, and Judaism. As they learn throughout the RE curriculum, children should be exploring and learning from experience and learning from faith and non-religious views.



At home you can

- Learn about how your faith/view abides by the themes in our unit.
- Discuss your knowledge of other faiths at home.
- Explore the links below.

Useful websites



<https://www.bbc.co.uk/bitesize/subjects/zxnygk7/year/z7s22sg>



<https://www.youtube.com/watch?v=xTroUDGC-Cs&feature=youtu.be>



<https://www.youtube.com/watch?v=LstesU1LW8M&feature=youtu.be>

Happy hardworking courageous kind



PSHE

Keywords

importance
equality
similar
different
kindness

respect
treat
discuss
debate

In school we will be learning

In PSHE, children will learn about the importance of equality, focusing on what makes us similar and different. They will learn about how kindness matters and how to respect different people. There will also be an emphasis on the importance of being kind and respectful.

The children will develop their understanding through stories and discussions about how girls' and boys' bodies work differently and whether they should be treated differently.



At home you can

- Visit a library and read stories about feelings.
- Create a poster about all the feelings you recognise and when you may feel them.
- Create mood monsters using junk modelling.
- Watch feeling videos on BBC bitesize and complete the suggested activities.

Useful websites



[EYFS / KS1 PSHE: How to cope with feeling worried - BBC Teach](#)



[Lesson: Same or Different | KS1 RSHE \(PSHE\) | Oak National Academy \(thenational.academy\)](#)

Happy hardworking courageous kind



PE

Keywords

- Actions
- Dynamics
- Space
- Relationships
- Social
- Respect
- Work safely
- Collaboration,
- Communication
- Determination
- Balancing
- Run
- Jumping

In school we will be learning

During this first half term, year two will be taking part in PE lessons that look at the fundamentals of sport.

Pupils will be trying to develop the fundamental skills of balancing, running, changing direction, jumping, hopping and skipping.

Over the course of the unit, pupils will be given opportunities to work with a range of different equipment.

In lessons pupils will be asked to observe and recognise improvements for their own and others' skills and identify areas of strength.

Pupils will be given the opportunity to work collaboratively with others, taking turns and sharing ideas.

During lessons, pupils will complete a range of activities which improve the skills of running, speed, agility, dodging, balance, jumping, hopping and skipping.



At home you can

- Balloon Tennis can be a great way to improve fundamental skills of lots of sports. You can link one arm with a partner and use the other hand to hit a balloon over the arms.
- Use a nearby park to create a speed run. Can they create a course that tests the skills learnt this half term in PE? Then, try to beat the time it takes.
- Skipping is great exercise and doesn't require much equipment.

Useful websites



[Balloon Tennis](#)



[Building Jump Rope Skills](#)



[PE at Home Jumping](#)

Happy hardworking courageous kind

