

Heathfield PRIMARY SCHOOL



Curriculum booklet

Resource Base

Spring 2.1

Maths

Keywords

Counting
Numbers

Adding
Subtracting/ take away


In school we will be learning

Every child in the Resource Base has personalised learning that they are working towards regarding mathematics. In the environment, the following is rotated:

- Numbers in digits, words and pictures
- Different practical ways to represent number such as: cubes, pom poms or bricks
- One to one correspondence via visual or with an adult
- Number rhymes and songs with a Space focus
- Addition and subtraction opportunities
- 2D and 3D shapes
- **The focus this half term will be developing addition and subtraction skills and number bonds using our topic of Space.**

At home you can


- Sing [the five little men song](#) with your child.
- Sing other [addition](#) and [subtractions](#) songs.
- Take part in adding and subtracting games.
- Carry out adding and subtracting games in the environment
- Sort objects of the same shape e.g. all the round plates together.



Useful websites



[5 little men](#) song



[Addition](#) games



[Subtraction](#) games



Happy hardworking courageous kind



Literacy

Keywords

mark making
sounds
letters
Words
segment

blend
books
horizontal
vertical
write

Lowercase
Capital
Caption
Sentence

In school we will be learning

This half term, our theme will be "Alien Invasion" . We have chosen a range of books to help children develop their understanding of the weather and celebrations. We will be reading the stories "Ten little Aliens", " five little Aliens " and "five little planets".

We will continue to read one on one with each child daily by using sensory/ picture books or levelled reading texts, depending on their stage of reading. Every child within the resource base has a personalised reading target that we are working towards, as well as a writing one.

We will focus on:

- Developing their fine motor skills with daily morning activities.
- Practise pre-writing shapes in preparation for writing.
- Develop name writing or initial letter formation.
- Practise tracing letters/words and begin to write them independently.
- Engage in Phonics activities such as letter recognition.
- Develop spelling skills for word and caption writing.

At home you can

- Read to and with your child daily
- Talk about pictures and words they see in books and the world around them
- Listen to [phonics songs](#) and rhymes
- Practise mark making or writing using pens, pencils, paint, chalk etc.
- Practise name writing and recognition
- Listen to stories with [Makaton sign](#)
- Watch and sing songs with [Makaton sign](#)



Useful websites



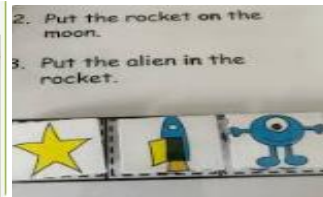
[Alphabet song](#)



[Phonics games](#)



[Story time](#)



Happy hardworking courageous kind



Communication & language & PSED

Keywords

turn taking	Makaton	Second
choices	Sign	next
songs	Symbols	last
objects	Up	
pictures	Down	
attention	First	

In school we will be learning

All the children in the Resource Base are working on different communication targets but there are things that we will focus on as a class too. We will keep reinforcing key words and signs: good morning, good afternoon, more, finished, help and toilet but will also continue to introduce new signs linked to our theme such as up, down, first and last.

Alongside this, we will be using objects of reference, picture cards and now and next boards to aid communication and understanding. We will be developing focus and attention using our daily Attention Autism sessions and Intensive Interactions.

We will develop children's independent skills by learning keywords such as coat and hat and following simple instructions.

At home you can

- Use Makaton at home to aid them with their communication.
- Develop their listening skills by playing games like peek a boo
- Play hide and seek with noisy toys – hide a sound-making toy under an object in your room, can your child find it?
- Practice turn taking games e.g. rolling a ball / car
- Attention Autism activities.
- Sing '[Let's take turns song](#)' song




Useful websites




[Makaton for everyday](#)



[Turn taking Ideas](#)



[Attention Autism](#)



Understanding of the world

Keywords

Outer Space Planet Stars Moon Sky Sun
Astronaut Rocket Telescope Travel

In school we will be learning

This half term our theme is "Alien invasion ". We have chosen role play areas that will help children learn about the outer space and developing their exploration skills.

In our role play area we will explore outer space. Children will become astronauts as they explore different planets. They will practise greeting the friendly aliens that they meet along the way.

In our small world, we will explore the eight planets in our solar system. They will use their rocket ships to explore the different planets.



At home you can

- Encourage your child to spot the moon and the stars in the sky
- Encourage your child to look at the clouds and link it to a different object.
- Learn about safety and encouraging children not to look at the sun as it could hurt their eyes.
- Explore the [space themed words in](#) Makaton



Useful websites



[Space themed words](#)



[Space themed activities](#)



[Outer Space Live](#)

Happy hardworking courageous kind



Expressive art and design

Keywords

Cook	Bake	Collage
Chop	Colours	Stick
Eat	Primary	Create
Taste	Secondary	picture
Mix	Mix	

In school we will be learning

Cooking

We will continue cooking every week. We will be exploring foods linked to our alien invasion theme we will be decorating cakes, making astronaut sandwiches and baking moon rocks. .

Crafts


This half term, we will develop our creative skills by making lots of Arts and crafts. This includes making alien themed pictures; star printing; and making planets for our aliens to explore;

Textures

This half term we will explore different textures using all our senses. We will have different space themed activities in the sensory tray for children to explore.

At home you can

- Cooking together at home. Let your child get creative with decorating their own planet pizza .
- Develop their fine motor skills by creating arts and crafts and making objects they would find in space.
- Create telescopes to see the stars using materials you might have such as kitchen roll holders and other materials.



Useful websites



[Space crafts](#)



[Moon cakes](#)



Happy hardworking courageous kind



sensory

Keywords

touch
taste
feel
smell
hear

listen
see
process
textures

In school we will be learning

Each week, we will have a new focus on different aspects and resources linked to our topic using all the senses- See, Hear, Touch, Smell and Taste.

Listen

We will be exploring a range of different sounds that link to our theme. We will also learn songs linked to our alien theme and accompany them with instruments. Music will be used to aid transitions and during calm time to help children regulate.

Smell and Feel

Weekly, three types of cooked or edible food will be used in messy play e.g. cooked pasta, cooked rice, cereal, spreads. This is to help children within our base to accept a wider range of textures to feel and taste. We will be using foam, different temperature items and different textured materials in both our sensory and water trays. These sensory experiences will link to our topic, books, literacy or maths.

Sensory Stories


We have a sensory element to our story time. For example, during our 'Alien invasion' topic we will be exploring different textures to represent the different areas that the aliens travel to.

Sensory bottles

We use sensory bottles to represent the weather or to support our stories.

At home you can

- Allow your child to play with new food they haven't tried before.
- Create sensory activities at home.
- Watch autism sensory videos for relaxation.
- Water & messy play



Useful websites



[Space Sensory bins](#)



[Galaxy Sensory bottle](#)

Happy hardworking courageous kind



Physical development

Keywords

throw
catch
turn taking
team
Communication
hit
alert
organise
calm
kick
hit

In school we will be learning

Sensory Circuits

Every morning, we will continue starting the day with the three different stages of alerting, organising and calming to help regulate children before learning begins. A range of equipment is used to support this, and it helps children transition to the classroom. It is important that children arrive on time so they can fully engage with the circuits.

PE Lessons

This half term, we will be developing their gross motor skills and hand eye co-ordination. Children will take parts in balls games developing their catching, throwing, kicking and hitting skills.

In-class equipment

The Resource base also has sports equipment and objects of interest related to individual interests. We have large yoga ball, stepping stones, sensory steps and a trampoline to help children exert excess energy and regulate. Children also take part in circle activities such as ring of roses and playing with the parachute to promote interactions with their peers.

Dance

During the day children also take part in daily dance and yoga sessions with moves and actions for them to copy.

At home you can

- Take part in catching, throwing, targeting, kicking and hitting a ball activities at home, in the garden or in the park.
- Play interactions games such as Ring of roses.
- Make a sensory circuit at home to help with regulation. Links have been shared on Tapestry for more information from the OT for this.
- Take part in dance and yoga activities and attempt to copy the actions and moves.




Useful websites



[Home sensory circuits](#)



[Ball games](#)



[Dance and freeze song](#)

Happy hardworking courageous kind

