

# Heathfield PRIMARY SCHOOL



**CURRICULUM BOOKLET**

**NURSERY**

**SPRING 2**

# MATHS

## KEYWORDS

3D shapes  
faces  
curved  
edges  
straight

pattern  
more than  
less than  
sharing  
sphere

cuboid  
cube

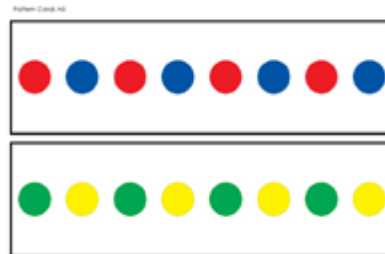

## IN SCHOOL WE WILL BE LEARNING

### Dragon's Treasure

Children will be exploring the topic '**Dragon's Treasure**'. They will explore the composition of numbers up to 5 as well as compare numbers. Children will also begin to look at and use language relating to 3D shapes, such as: faces, curved, straight and edges. They will get to hold the shapes, feel and see the differences between them.

We will also be working on comparing quantities using more than and fewer than. Children will begin to understand the terms 'more than', 'less than' and 'sharing'.

Children will be exploring an ABAB pattern using gems and diamonds within the environment.



## AT HOME YOU CAN

- Begin to gather 3D shapes with parents, such as ice cube, beans can, ball, cereal box etc. Children can help their parents to sort these 3D shapes in groups of cylinder, sphere, pyramid, cuboid and cube.
- Start a colour or shape pattern at home and see if you can finish this pattern off. Provide a challenge with ABC pattern. For example, green, yellow, blue, green, yellow, blue.

## USEFUL WEBSITES



learning ABAB pattern video



number song with Jack Hartmann

HAPPY HARDWORKING COURAGEOUS KIND



# LITERACY

## KEYWORDS

Gingerbread Man  
old man  
old woman  
rhyme  
bears

Goldilocks  
porridge  
goats  
troll  
spell

beginning  
middle  
end  
front cover  
back cover


blurb  
title

## IN SCHOOL WE WILL BE LEARNING

### Magic Spell

This term for literacy, children will be exploring and reading the following books; Gingerbread Man, Goldilocks and the Three Bears, The Little Mermaid and the Three Little Billy Goats Gruff. Children will know that in English, the text is read from left to right and from top to bottom.

The project that children will be exploring is '**Magic Spell**' where they will understand what rhymes and alliteration are. They will engage in activities about rhyming words, such as putting rhyming words into a cauldron and making a spell.



### Mark Making

Children will also form recognisable shapes in drawings and give meaning to the marks that they make.

They will also learn the following skills:

- To know that in English, text reads from left to right and from top to bottom
- To recognise familiar logos/signs in the environment
- To name different parts of the book: e.g. front cover, back cover, title and blurb
- To know the role of the author and illustrator
- To know that a story has a beginning, middle and end
- To show increasing control when drawing and colouring

## AT HOME YOU CAN

- Have story time with your child and specifically work on telling your child to turn the pages from left to right to help engage.
- Have fun playing the rhyme game – scan the code below.
- Watch and read fairy tales together to familiarise them with the stories we will be covering in school.

## USEFUL WEBSITES



Goldilocks story



words that rhyme game

HAPPY HARDWORKING COURAGEOUS KIND



# COMMUNICATION AND LANGUAGE

## KEYWORDS

buildings	prince
castle	magic
old	long ago
new	Once upon a time
princess	brave

## IN SCHOOL WE WILL BE LEARNING

### Who Lives Here?

This term, nursery will continue to develop their communication and language through discussing a range of fairytales. They will be looking into the project 'Who Lives Here?'. Children will be expressing their ideas and feelings about their experiences using sentences containing 4-6 words. A range of fairytale buildings picture cards will also be presented to discuss who might live inside the buildings. They will take their time on exploring their ideas and encourage them to listen to each other as they speak.



### Questions and prompts

- Who do you think might live in these buildings?
- Which building do you like best?
- Are the buildings old or new?
- Where would you like to live?

As a homework activity, children will bring objects from their homes that are old and new, this will help them understand the vocabulary better. Children will talk about their object and understand the difference between what we see in the past and what we see now.

## AT HOME YOU CAN

- Sing nursery rhymes with your child to learn vocabulary and finish song sentences.
- Can you make fairytale buildings using recyclable materials with your child at home. You can make a castles, princess house or medieval buildings
- Watch the video of the story The Three Billy Goat's Gruff and ask your child questions about the story.

## USEFUL WEBSITES



Story of The Three Billy Goat's Gruff



Traditional Nursery Rhymes

HAPPY HARDWORKING COURAGEOUS KIND

H

# UNDERSTANDING OF THE WORLD

## KEYWORDS

Ramadhan  
Muslims  
fasting  
charity  
kindness

Eid  
celebrations  
presents  
spring  
cycle

blossom  
life  
minibeasts

## IN SCHOOL WE WILL BE LEARNING

This term nursery will be learning about different traditions and cultures from around the world through festivals and celebrations. They will be exploring Ramadhan and Eid-UI-Fitr and Mother's Day, when relevant.

They will also be talking about the changes in the weather outside and seasonal changes from winter to spring. They will learn that seasons are a cycle and every year we have the same cyclic process with seasons.

In the outdoors, children will discover new plants and mini beasts which come out during the spring term. They will collect these minibeasts and create small homes as well as learn how to take care of these creatures.

## AT HOME YOU CAN

- Go outside with your child and discover the change in the season. Explore plants, insects you see outside under logs and in the soil.
- Allow your child to learn the importance of Ramadhan and giving others. Encourage your child to give charity to a mosque to contribute as a young member of society.

## USEFUL WEBSITES



seasons of the year song



all about Ramadhan

HAPPY HARDWORKING COURAGEOUS KIND





# EXPRESSIVE ART AND DESIGN

## KEYWORDS

story sack	join	tear
act	collage	dress up
paintbrushes	create	
sponge	cottage	
rolling pin	Sellotape	

## IN SCHOOL WE WILL BE LEARNING

For expressive arts and design, children will be exploring the project, **'Who's been eating my porridge'** where they will be looking at story sacks and acting out as the characters in the book.

### Art

For art, children will choose their own resources and talk about their work confidently. They will also be engaging in messy play activities including porridge, cornflour and shaving foam. They will be using their creativity skills to create large-scale and small-scale artwork. They will use a variety of tools such as: paintbrushes, sponges, scissors, rolling pins, glue, tape and crafting tools for a purpose. For joining materials, children will explore different techniques. They will create simple representations of people and objects from fairytale stories.

### Music

Children will enjoy playing in role in a fairytale cottage, retelling traditional stories and creating their own. They will dress up like story characters and use different tone and voice to imitate them.



## AT HOME YOU CAN

- Go on a hunt in the garden and make your own fairytale world using things you find in your garden and around your home.
- Using recyclable materials at home, create story characters or create your own imaginary character.

## USEFUL WEBSITES



create your own story characters



recipe game

HAPPY HARDWORKING COURAGEOUS KIND



# PSED

## KEYWORDS

angry  
sad  
happy  
worried  
surprised


friends  
share  
kind

## IN SCHOOL WE WILL BE LEARNING

Children will continue their learning about different emotions, making key links to feelings of characters in the stories and what events may occur in their own lives that result in that feeling. In addition, children will be exploring character descriptions in fairytales and differentiate between what a good character and a bad character is. They will be encouraged to focus for a short period of time during 1:1 conversations with adults and their classroom friends. Children will build on their relationships with their friends and begin to share play ideas.

### Independence

To build on children's independence, they will be practising zips, buttons and buckles on their clothes. They will also be able to ask a teacher for help with confidence. Children will begin to empathise with their friends and comfort them in situations when they need support and a friend.




## AT HOME YOU CAN

- Play an emotion game with your grown up where the child is blindfolded and grown up makes an emotion on their face. Child to feel the grownups face whilst still blindfolded and guess what the emotion is through observation.
- Child to continue practising how to zip up their coat at home as well as tie buttons and buckles on their clothes.
- Watch Inside Out together and guess the feelings – see link below.

## USEFUL WEBSITES



feeling game



Inside Out – guess the emotions

**HAPPY HARDWORKING COURAGEOUS KIND**



# PHYSICAL DEVELOPMENT

## KEYWORDS

safely	bridge	thread
stop	stable	cut
balancing	strong	weave
travel	pour	
rescue	transfer	

## IN SCHOOL WE WILL BE LEARNING

### **Fundamentals - develop balancing**

This term, children in nursery will be exploring a new PE theme based on body parts and balancing. Children will learn to balance whilst stationary and on the move. They will learn the importance of travelling safely, avoiding obstacles and making decisions about where to move to keep themselves and others safe. For their social development, they will partake in games to help others and freeing them if they are stuck.

### **Building Bridges – team work, fine motor and gross motor skills**

Children will be focusing on the story The Three Billy Goats Gruff to build bridges. They will make simple structures using a range of materials. Children will be provided with log slices, blocks, crates and planks outdoors to use their problem-solving skills and collectively build bridges. They will be challenged not to touch the ground when walking on the bridge.

To further develop their physical development children will:

- Climb on PE equipment safely
- Begin to move rhythmically to music
- Be able to pour liquid with increasing control
- To begin to copy shapes and letters
- Hold scissors correctly and make snips in paper
- To experiment with threading activities



## AT HOME YOU CAN

- Go in the garden or to the park and do jogging, hopping, running and climbing in a wooded area.
- Sing 'Head, Shoulders, Knees and Toes' with your family. See if you can do it faster, faster and faster.
- Have a dance party with your friends or family.

## USEFUL WEBSITES



staying fit



dancing

HAPPY HARDWORKING COURAGEOUS KIND

