

# Heathfield PRIMARY SCHOOL



Curriculum booklet

Year 5

Spring 2

# writing

## Keywords

narrative  
fronted adverbials  
conjunctive openers  
paragraphs  
figurative language

similes  
personification  
speech  
speech marks  
non-chronological

report  
simple  
compound  
complex  
technical language

## In school we will be learning

This term, the children will be continuing to write a narrative using or class reading book (The Secret Garden) as a base. Within the narrative, the children will be focusing on starting sentences using a range of different sentence starters including fronted adverbials, conjunctive openers and a range of adverbs. They will be working on paragraph structure and remembering to start a new paragraph when they are changing the topic in their writing.

The children will also be working on including figurative language in their writing to entertain and have a greater impact on the reader. This will also be supported by using complex sentences as well as similes and personification. In the narrative, children will also be using speech and learning how to present speech correctly in their writing.

Following a narrative, the children will be writing a non-chronological report. They will focus on using a range of sentence structure (simple, compound and complex) to inform the reader. In this write, the children will be continuing to focus on linking the different paragraphs. Technical and precise focus on language will also allow the non-chronological report influence on the reader.



Writing to entertain



Writing to inform



Writing to persuade



Writing to discuss

## At home you can

- Practice spellings sent home on Friday- test on Wednesday
- Support children with atom prime and Collins books homework given on a Friday and handed in on a Wednesday.
- Practice using fronted adverbials and conjunctive openers.
- BBC Bitesize How to write a non-chronological report (link below) in order to support with structure and features of a non-chronological report.

## Useful websites



[Writing a non-chronological report](#)



[Atom learning](#)



[Fronted adverbials](#)

Happy hardworking courageous kind



# reading

## Keywords

retrieval  
inference  
summarise  
vocabulary  
strategy

themes  
context  
index  
clues  
expression

pace  
intonation

## In school we will be learning

This half term we will continue to use the book 'The Secret Garden' to answer questions. We will read part of this book at the start of every reading lesson.


During the lessons, year 5 will focus on vocabulary. This will include reading words in which the pupils don't know the meaning. We will then think about the different strategies to understand these words. One of the main ways is to read around the word and find clues in the text.

Also, during the half term we will be looking at summarising, in which pupils will be reading a longer piece of writing and explaining what has happened. We will encourage pupils to explain the main points.

Towards the end of the half term, pupils will be using index pages and contents to retrieve information and answer questions about this.

Throughout the half term, pupils will be reading as part of the weeks lesson. We are asking pupils to read fluently, read words without sounding them out and read with expression.

We hope that year 5 continue the excellent progress and this has been helped by reading at home.



## At home you can

- Listen to your child read at home 5 times per week and record in the reading record – please ensure this is signed by an adult.
- Ask your child to explain what they have read to you.
- Read their home enrichment book with them.
- BBC website that explains how to understand new and difficult vocabulary.
- Heathfield Book Reviews - read a book and write a review – Padlet.

## Useful websites



[The Secret Garden](#)



[Padlet](#)



[BBC vocabulary](#)

Happy hardworking courageous kind



# Maths

## Keywords

Multiplication  
Division  
Mentally  
Four operations  
Addition

Subtraction  
Word problems  
Area  
Perimeter  
Conversion

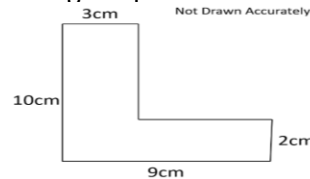
Estimate  
Cm/m squared  
Rectilinear shape  
Line graph  
Fractions

## In school we will be learning

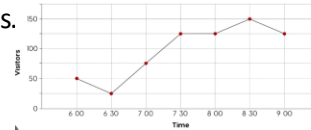
In maths, this half term, the children will begin by using their multiplication and division knowledge to help them to solve questions mentally. Following on from this, the children will be using all the skills they have learnt regarding the four operations to answer multi-step problems that include addition, subtraction, multiplication and division.

After this, we will be looking at measuring and calculating the perimeter of composite rectilinear shapes in both cm and m.

This will allow the children to use their multiplication skills for area and their conversion skills when the shapes are measured in both cm and m. The children will then progress to using cm<sup>2</sup> and m<sup>2</sup> and also using their estimation knowledge to estimate the areas of irregular shapes.



Moving further into the term, we will be learning to complete, read and interpret information from a table and line graph. The children will then use this skill to solve comparison, sum and difference problems.



Nearing the end of the term, the children will begin a unit on fractions working on multiplying proper and mixed number fractions by whole numbers, this will be supported by concrete resources and diagrams.

## At home you can

- Support your children in being secure with times table knowledge up to 12x12 – TT Rock Stars is a great resource for this (link provided below). Your child's login is in their planner, if they do not have one, please ask them to tell their teachers.
- Talk about methods and ask them to teach you what they have been learning.
- Try to link to real life concepts.
- Watch the video links provided below to support with the start of multiplying fractions.

## Useful websites



[TT Rockstars](#)



[Calculating area of a compound shape](#)



[Multiplying fractions with concrete resources](#)



[Multiplying fractions](#)

Happy hardworking courageous kind



# science

## Keywords

life cycle  
stage  
process  
male  
life span

human  
adolescent  
adult  
ageing  
aggression

birth  
deterioration  
development  
embryo  
female

foetus  
gestation  
infant  
juvenile

## In school we will be learning

The module Human Reproduction and Ageing will be concluded this term. The children will learn why personal hygiene is important during puberty and describe the changes that happen to humans as they develop from birth to old age. Then, they will examine growth charts of humans and answer questions based on the charts which will help them understand patterns in human growth such as males usually grow between 2 and 17 years old whereas females grow between 2 and 15 years old. Following this they ask a wide range of relevant scientific questions and research the answers in relation to human beings and that as we get older many of the body's systems gradually decline.



## At home you can

- Research the [life cycle of a human](#).
- Observe the differences between different members of your family who are different ages.
- Learn how a [balanced lifestyle](#) can help as you go through the different stages of life.

## Useful websites



life cycle of a human



balanced lifestyle

Happy hardworking courageous kind



# Humanities Geography

## Keywords

sow  
fertilisation  
export  
import  
crops

composition  
arable farming  
agriculture  
trade  
cultivate

irrigation  
livestock  
ordnance survey map  
landscape  
organic

six-figure grid  
reference  
producer  
consumer

## In school we will be learning

### Sow, Grow and Farm

In the Sow, Grow and Farm project, your child will learn about allotments in the United Kingdom and how the government encouraged people to have them to support food rationing during the Second World War.

They will learn about food webs and animal life cycles, including how living things are dependent on one another within a habitat.

They will investigate the different ways that plants reproduce and will dissect flowering plants to identify the different structures.

They will have the opportunity to learn about farming in the United Kingdom and the techniques used in modern farming, including the challenges that farmers face.

They will learn about the benefits of eating seasonally and about the pros and cons of importing food.

They will also learn about world farming and how the different climate zones affect where different foods can be grown.



## At home you can

- Research the following terms and make an information poster about them: allotment, arable farming, floriculture, market garden, organic and pastoral farming.
- Use the BBC Food and Good Food website to find a recipe for a seasonal meal. Write a shopping list and then prepare the meal with an adult at home. Write a set of instructions for how to prepare the meal.
- Learn about flowering plant life cycles and how they reproduce, which parts are involved in reproduction – use information books and the internet. Record your findings as a scientific report using labelled diagrams and explanations.

## Useful websites



food chains



food and farming UK

[Food seasonal calendar](#)  
[Plant Facts](#)  
[A Day In The Life Of A Farm](#)  
[War Time Farming Stories](#)  
[The British Library – Dig for Victory](#)

Happy hardworking courageous kind



# computing

## Keywords

database	sort	criteria	filter
data	order	graph	presentation
information	group	chart	
record	search	axis	
field	value	compare	

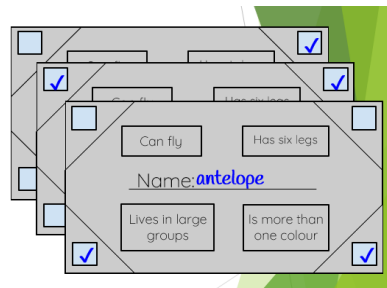
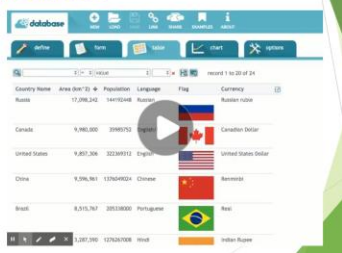
## In school we will be learning

### Flat-file databases (continued from last half term.)

This half term, we look at how a flat-file database can be used to organise data in records. The children will use tools within a database to order and answer questions about data. They will create graphs and charts from their data to help solve problems. Children will also use a real-life database to answer a question and present their work to others.

Earlier in the project, the children will create a paper version of a record card database. Using a card template, they will create a data set, with each learner creating eight to ten cards linked to a theme, e.g. animals. The children will complete records for each of the animals in their database and then they will physically sort the cards to answer questions about the data.

Searching the database



## At home you can

### Create a Personal Database:

- Have the child create a simple flat-file database at home. It could be something like a collection of their favourite books, toys, or movies.
- Help them identify the fields for each record, such as title, author, genre, etc.

## Useful websites



Oak National Academy databases



database facts for kids

Happy hardworking courageous kind



# D & T

## Keywords

balanced diet  
carbon footprint  
food hygiene  
import  
nutritional value

seasonality  
dice  
peel  
sauté

## In school we will be learning

This project teaches children about the meaning and benefits of seasonal eating, including food preparation and cooking techniques.

This half term, the children will investigate what seasonal food is and explore and discuss the advantages of eating fruit and vegetables that are in season for producers, sellers and consumers. They will explore what fruit and vegetables are in season, in the UK now. With this information, they will be deciding, in small groups, what ingredients to use in a healthy, seasonal soup.

Using their knowledge of food and technology from year 4, each group will independently create a design criteria for their soup, paying careful attention to include aspects of taste, texture, look and availability of ingredients. Researching various soup recipes, each group will decide on their own soup recipe, select the appropriate utensils and ingredient quantities. They will then prepare and serve their soup, making sure it is appetising. The soups will then be critically evaluated by each member of the group.



## At home you can

- Let your child help you prepare food in the kitchen, using various food preparation techniques like cutting, grating, dicing, peeling, mashing, sauteing, boiling etc. Ask them what they already know about these techniques and how to use kitchen utensils safely.
- The first QR code is a concise guide to seasonal food in the UK.
- The second QR code is a guide for parents. You will find helpful ideas on how to get your children involved in the kitchen at all ages.
- Go through the keywords. Practise, saying them, spelling them and defining them

## Useful websites



UK guide to seasonal food



cooking activities

Happy hardworking courageous kind





# Music

## Keywords

Bon Jovi  
rock  
percussion  
cymbals  
tambourine

vocals  
bass guitar  
electric guitar  
notations  
crotchet

quaver  
minim  
semibreve  
rests  
pitch

tone  
dynamics  
tempo  
texture

## In school we will be learning

This half term pupils will be learning, singing and playing along to the song "Livin' On A Prayer".

Pupils will identify the dynamics, tempo, and texture of the song. We will listen and appraise the song and think about other rock songs.

Year 5 will continue to play the keyboards building on their previous learning and playing skills. Pupils will play instrumental parts with the song from notation using the notes; G, A + B or D, E, F# + G.



When ready, pupils will compose a simple melody using simple rhythms choosing from the notes G, A + B or G, A, B, D + E (Pentatonic Scale)

For this, will explore what the pentatonic scale is.

Pentatonic scale: A fixed five-note pattern e:g: the five black keys on a piano.

Building on our knowledge of "Livin' On A Prayer". We will name a larger range of bands and singers of the rock genre and identify style indicators of rock. Over the course of the half term we will also touch on the history of rock.

Rock music came from rock'n'roll of America in the 1950s and 1960s. It is characterised by loud guitars and drums due to the heavy amplification, strong bass line and driving rhythms.

## At home you can

- What is Rock and Roll? Listen to a range of songs and identify the genre of each of these. There is a link that introduces what rock is and the features that make this type of music.
- Listen to "Livin' On A Prayer" by Bon Jovi. Can we play along at home using the skills taught in our music lessons? Pots and pans or even clapping can be used.
- As we are moving on to a new difficult skill in music lessons, the pentatonic scale. Can pupils talk about what it is and how to play it? There is a video that might remind the pupils about this.

## Useful websites

[Bon Jovi - Livin' On A Prayer](#)



[Information on Rock n' Roll for Kids](#)



[Pentatonic Scales](#)

Happy hardworking courageous kind



# RE

## Keywords

Mitzvah Day  
Tikkun Olam  
Gemilut Chasadim  
Tzedek  
initiative

Rastafarian  
modesty  
humility  
disciples  
Last Supper

salvation  
eternity

## In school we will be learning

This term, the children will be looking at the dispositions: 'participating and willing to lead' and 'being modest and listening to others'.

### Participating and Willing to Lead

This unit aims to help the children understand the importance of taking part in an activity, why leaders are needed and how people can help to make the world a better place. They will learn in depth about Mitzvah Day, an initiative set up by the Jewish community to help bring different faiths, ages, professions together to work side by side. The children will discuss how this is useful and the reasons for setting up this initiative. The children will also look at how believers in faith participate in Birmingham, the UK and the world. They will learn this through the Christian and Rastafarian faith and discuss their leadership styles.

### Being Modest and Listening to Others

This unit aims to help the children explore the concept of modesty through the different faiths. They will learn about the importance of humility through the story of Jesus washing his disciple's feet at the Last Supper. The children will also look at how listening is important. They will explore how Jesus (Isa) is a prophet for both Christians and Muslims and discuss what the Bible says about Jesus and what the Muslims believe Allah said about Isa in the Quran.

## At home you can

- Think about something that is happening in the world today. Could you change it? Would you need a group of friends to help you? Write down your ideas and share them with your family.
- Join a local club
- Do a local clean up initiative.
- Visit a local church or mosque and compare the similarities between both religions.

## Useful websites



Mitzvah Day



The Last Supper

Happy hardworking courageous kind



# PSHE

## Keywords

drug  
medicine  
smoking  
vaping  
caffeine

addictive  
habit  
Peer pressure  
harmful  
wellbeing

## In school we will be learning

**This half term in PSHE, Year 5 will be answering the question: How can drugs common to everyday life affect health?**

The children will be learning about legal drugs( including smoking/vaping, caffeine, alcohol and medicines) that are common in our everyday lives. They will be considering how these can affect a person's health and wellbeing.

They will be looking at some of the laws that exist to protect people from incorrect use of these drugs.

They will be considering why these drugs can be dangerous and habit forming and why we need to be aware of these dangers.

They will be looking at scenarios about peer pressure and situations relating to drugs and discussing what they can do and who they can go to if they are concerned or need help.




## At home you can

- Talk to your child about medicines and why it is important to stay away from them unless supervised by an adult.
- Talk about certain ingredients, like caffeine that are safe to consume but only at a certain age and in moderation. How can having too much negatively impact a person's health?
- Watch the videos, through the QR code links and encourage your child to talk openly and ask questions. If you are unsure of some of the answers, encourage your child to ask their teacher.

## Useful websites



[What are medicines and drugs - BBC](#)



[Peer pressure](#)

Happy hardworking courageous kind



# PE

## Keywords

symmetrical balances  
asymmetrical balances  
rotation jumps  
rolls  
cartwheel

bridge  
shoulder stand  
collaboration  
perseverance  
resilience

buoyancy  
submerge  
movement  
confidence  
problem solving

## In school we will be learning

### PE in 5R

In this half term the children will be moving on to another topic called Outdoor Adventure Activities (OAA). This topic involves problem solving as well as the development of fitness. The learning will involve considering what makes effective teams/ teamwork with a focus on co-operation and responsibility. They will also consider different ways of collaboration as well as motivation.



### PE in 5B

Pupils will continue with their Swimming lessons this half term. They will develop their swimming strokes as well as their fluency. The children will continue to be supported in their ability groups and tested/ monitored regularly to ensure adequate progress. At the end of the total number of sessions this half term the children will complete a swimming assessment to attain their 5, 10 or 25m badges.



## At home you can



- Visit a swimming baths to help your child with their confidence in the water.
- Do 10 squats, push ups and sit ups to help build muscle strength.

## Useful websites



Physical activities for kids  
[https://youtu.be/3\\_oIssULEk0](https://youtu.be/3_oIssULEk0)

Happy hardworking courageous kind

