

Heathfield PRIMARY SCHOOL



CURRICULUM BOOKLET

YEAR 6

SUMMER 1

WRITING

KEYWORDS

characterisation
perspective
adventure story
formal/informal language
story structure

problem
resolution

IN SCHOOL WE WILL BE LEARNING

In writing this half term, children will be exploring the genres of letters and non-chronological report. They will be unpicking organisational and language features of each genre, furthering their knowledge of structure and cohesion. Furthermore, they will be using their knowledge of formal and informal language and applying a range of skills learned across KS2. They will be applying their knowledge of direct and indirect speech to help them write a newspaper article to impact the reader.

Children will continue working on grammar, punctuation and spellings with a particular focus on speech punctuation, complex and compound sentences and various cohesive devices.

Children will be drawing inspiration for their writing from our class texts. This will give them the opportunity to explore the themes more and delve deeper into characterisation.



AT HOME YOU CAN

- Visit the websites below to gain further information about the genres we are covering this term.
- Encourage your child to keep a journal as this develops their writing skills.
- Complete homework given by class teachers.

USEFUL WEBSITES



[non-chronological report](#)



[Spag revision](#)

HAPPY HARDWORKING COURAGEOUS KIND

H

READING

KEYWORDS

retrieval
inference
evidence
text-mark
fact

opinion
summary
impression


IN SCHOOL WE WILL BE LEARNING

In reading this term, the children will be reading 'Refugee Boy' by Benjamin Zephaniah.

The children will continue working on retrieval and vocabulary questions and ensuring that we have exposed the children to a variety of ways in which questions can be asked and answered.

In addition to this, children will take a deeper dive into the character's thoughts, emotions and actions by learning to make accurate inferences and providing evidence to support their opinions.

The children will continue to develop their pace and accuracy of reading, increasing the complexity of the text and continuing to develop their knowledge and familiarity of different genres.



AT HOME YOU CAN

- Listen to your child read daily
- Read their home enrichment book with them.
- BBC comprehension page that explains terminology and ways to improve reading.
- Heathfield book reviews - read a book and write a review on the Padlet site.

USEFUL WEBSITES



[HF Book Reviews](#)



[BBC Bitesize Comprehension KS2](#)

HAPPY HARDWORKING COURAGEOUS KIND

H

MATHS

KEYWORDS

fractions
mixed number
decimals
data
line graph

conversion
metric
imperial
percentages
multiplying

dividing
decimal place

IN SCHOOL WE WILL BE LEARNING

This term, children will embed their knowledge of the relationship between fractions, decimals and percentages; learn to calculate area, perimeter, volume and use their knowledge of the four operations to solve multi-step problems.

Children will consolidate their learning of fractions. They will focus on dividing fractions where the numerator is a multiple of the integer they are dividing by, for example $3/5$ divided by 3, or $6/7$ divided by 2. Children will learn to recognise that they need to multiply the numerator by the integer. When multiplying mixed numbers, children will learn to either partition them into wholes and parts, multiplying each of them by the integer, or convert the mixed number to an improper fraction and then multiply the numerator by the integer.

Children will consolidate their learning of measurement from Year 5 and will further their knowledge of conversion between imperial and metric measurements. Children will learn to interpret data presented in various ways including line graphs and tables.

O	Tth	Hth	Thth

AT HOME YOU CAN

- Listen to your child recall their multiplication fact up to 12×12
- Explore and play the maths games on Topmarks
- Complete homework set on Atom Learning

USEFUL WEBSITES



[Topmarks – maths games](#)



[fractions](#)

HAPPY HARDWORKING COURAGEOUS KIND

H

SCIENCE

KEYWORDS

Evolution
Inheritance
Offspring
Variation

Characteristics
Adaptation
Habitat
Species

Fossils
Classification
Environment
Natural selection

IN SCHOOL WE WILL BE LEARNING

Evolution

In this unit, children will explore how living things have changed over time and how characteristics are passed from one generation to the next.

Pupils will begin by researching a range of unfamiliar animals and plants from different habitats. This helps them understand how living things are suited to the environments they live in.

They will also study fossils and learn how to group and classify them. Through this, children will discover how fossils provide evidence of life from millions of years ago.

The children will learn that living things have evolved over time. They will look at real-life examples to understand how plants and animals have adapted to survive in changing conditions.

Finally, pupils will explore inheritance, learning that offspring are similar to their parents but not identical. They will begin to understand how characteristics are passed on and why variation occurs within species.

AT HOME YOU CAN

- Imagine they are an animal living in a specific habitat (e.g. desert, rainforest, ocean), write a short diary entry describing the habitat and the challenges.
- Research an unusual or endangered animal and create a fact file about them.
- Invent your own animal that could survive in a chosen habitat. Draw what it looks like and label it.

USEFUL WEBSITES



What is evolution?



Natural History Museum

HAPPY HARDWORKING COURAGEOUS KIND



HUMANITIES HISTORY

KEYWORDS

Migration
Immigration
Empire Windrush
Economic

Push and pull
Prejudice
Assimilation
Integration

Diversity
Multicultural
Carnival
Society

Persecution

IN SCHOOL WE WILL BE LEARNING

In this half term, Year 6 pupils will explore how migration has shaped Britain since the end of the Second World War.

Children begin by learning about life in Britain after the war, including the economic struggles of the “age of austerity” and the changes that were needed to rebuild the country. They investigate why Britain encouraged migration and how independence movements across the Commonwealth influenced patterns of migration. Pupils then study the arrival of the Empire Windrush in 1948, analysing a range of historical sources. They learn why people from the Caribbean chose to move to Britain and why Britain welcomed migrants to help rebuild the country. Children also explore the challenges migrants faced, including prejudice and discrimination, and consider how attitudes and laws have changed over time.

Finally, pupils examine the wider impact of migration on British society. They explore how the Windrush Generation influenced British culture through music, art and events such as Caribbean Carnival.



AT HOME YOU CAN

- Write a diary entry from someone travelling to Britain on the Empire Windrush in 1948, describing their reasons for leaving, the journey and their hopes for life in Britain.
- Create a fact file about a person who migrated to Britain and made an important contribution to society.
- Read an article or extract about the Windrush Generation or migration to Britain. Write three facts you learned and two questions you still have.
- Design a poster or artwork celebrating diversity in Britain, including cultural influences such as music, food, clothing or traditions.

USEFUL WEBSITES



What is HMT windrush?



Who was Nelson Mandela ?

HAPPY HARDWORKING COURAGEOUS KIND



COMPUTING

KEYWORDS

Data
cell reference
input
question

Collecting
data item
output
data sheet

Table
format
operation
organised

Structure
calculation
range
chart

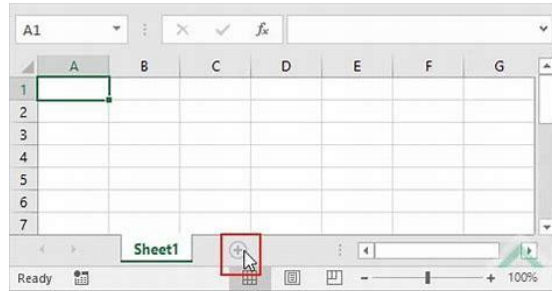
Spreadsheet
spreadsheet
duplicate
evaluate

IN SCHOOL WE WILL BE LEARNING

Introduction to spreadsheets

This half term, we introduce the children to spreadsheets. They will be supported in organising data into columns and rows to create their own data set. The children will be taught the importance of formatting data to support calculations, while also being introduced to formulas and will begin to understand how they can be used to produce calculated data. They will be taught how to apply formulas that include a range of cells and apply formulas to multiple cells by duplicating them. The children will use spreadsheets to plan an event and answer questions. Finally, they will create charts, and evaluate their results in comparison to questions asked.

At the beginning of the project, the children will collect and organise data in a format of their choice. They will then explore how data can be structured in a table. Finally, they will input data into a spreadsheet.



AT HOME YOU CAN

Family Budgeting:

Have the family plan a hypothetical budget for a month using a spreadsheet. Create columns for different expense categories (e.g., groceries, entertainment, utilities). Teach the child to input amounts, use basic formulas to calculate totals, and format cells appropriately.

USEFUL WEBSITES



kids' guide to Microsoft Excel



beginners guide to Microsoft Excel

HAPPY HARDWORKING COURAGEOUS KIND

H

DT

KEYWORDS

Adapt
Recipe
Nutritional benefits
Healthy diet
Scaling up

Scaling down
Substitute
Kneading
Utensils
Heat source

Hygiene
Cross-contamination
Irreversible changes
Evaluation

IN SCHOOL WE WILL BE LEARNING

In DT this half term, Year 6 pupils will learn how recipes can be adapted to improve flavour, appearance and nutritional value.

Children begin by researching and comparing recipes created by well-known chefs, exploring how ingredients contribute to healthy, varied diets. They investigate where ingredients come from, when they are in season and how chefs influence people's eating habits.

Pupils then learn how to scale recipes up or down by adjusting ingredient ratios. Using research and taste testing, they design their own adapted vegetable curry and naan recipe.

Children will be selecting ingredients that improve taste, texture, colour and nutritional benefits while considering dietary needs and preferences.

Finally, pupils make and evaluate their dishes.

They practise practical cooking skills such as weighing ingredients, kneading dough and safely using cooking equipment. After cooking, they evaluate the taste, appearance and quality of their food and reflect on how their recipe adaptations improved the final product.



AT HOME YOU CAN

- Write your own recipe for a healthy meal. Include a list of ingredients, equipment needed and clear step-by-step instructions.
- Choose a famous chef and create a short fact file about them. Include the types of food they cook and how they encourage healthy eating.
- Find and read a recipe at home. Identify the ingredients, method and any ingredients that could be substituted to make the recipe healthier.
- Practise scaling a recipe up or down. For example, change a recipe for 2 people so that it serves 4 or 6.
- Help an adult cook a simple dish at home. Think about food safety, hygiene and measuring ingredients accurately.

USEFUL WEBSITES



BBC Food for kids



NHS Eatwell guide

HAPPY HARDWORKING COURAGEOUS KIND



MUSIC

KEYWORDS

Little Eva
The Chiffons
The Drifters
Carole King
Bruno Mars

Gladys Knight
Stevie Wonder
Dionne Warwick
Elton John
Randy Newman

Stevie Wonder
pop
Pete Readman
Luther Vandross
Lionel Richie

Bob Dylan
Tony Bennett

IN SCHOOL WE WILL BE LEARNING

This half term year 6 will listen to the song "You've got a friend". Pupils will identify what style indicators, they can hear and describe the structure of the song.

Hopefully, the pupils will be able to sing the song "You've got a friend" and sing in Unison.

Pupils will continue to play keyboards and play along with the new song.


We want students to play instrumental parts with the song by ear or from notation using up to 4 notes – B, A + G and C, D, E + F.

When pupils can play along well we will be asking them to improvise with claps, instruments and voice using notes; A, G and E.

We will then move on to composing a simple melody using simple rhythms choosing from the notes E, G + A or E, G, A, C + D.

This should follow on from the notes we used when playing along with the song.

We want pupils to know about the style of song so they can identify others.



AT HOME YOU CAN

- I've included a link to a video of "You've got a friend" for pupils to listen, explore what they like and identify they type and structure of the song.
- I have included a link to a BBC website. This explores Hans Zimmer with some work called Earth. Hans Zimmer has made some of the most famous music for movies.
- I have included a year 6 lesson about exploring recitative and arias. Recitative is a style of delivery in which a singer is allowed to adopt the rhythms and delivery of ordinary speech. Recitative does not repeat lines as formally composed songs do. This may give pupils knowledge about a new area of music they don't hear much.

USEFUL WEBSITES



[Carole King -
You've Got a Friend](#)



[Hans Zimmer – Earth](#)



[Exploring recitative
and arias](#)

HAPPY HARDWORKING COURAGEOUS KIND

H

RE

KEYWORDS

joy
happiness
beauty
express
disposition

Eid ul Fitr
Eid ul Adha
The Lord's Prayer
Islam
Christian

IN SCHOOL WE WILL BE LEARNING

This half term we will be looking at the dispositions of 'Expressing Joy' and 'Appreciating Beauty'.

Expressing Joy

We start looking at this disposition by talking about how people express joy. Also, discussing if there is any the difference between happiness and joy. Following this we look at the joy people who follow Islam get from the religious events Eid ul Fitr and Eid ul Adha. Along with how followers of Islam express their joy in worship.

Appreciating Beauty

The exploration of this disposition starts with us discussing how do we respond to something that is beautiful. Then, we look at how Christian's use The Lord's Prayer to worship God and consider the ways that could be said to be beautiful. We end this disposition by considering if there is any negatives to saying that some things are beautiful.



AT HOME YOU CAN

- Learn about different [Christian](#) prayers.
- Learn about [Ramadan and Eid ul Fitr](#).
- Learn about [Eid ul Adha](#).
- Discuss at home the beauty and joy in the religion that your family follow. Talk to religious leaders at your place of worship about it and tell your class what they say.

USEFUL WEBSITES



Christian prayers



Ramadan and Eid ul Fitr



Eid ul Adha

HAPPY HARDWORKING COURAGEOUS KIND



PSHE

KEYWORDS

change
friendship
relationship
independence
responsibility

maturing
opportunity
courage
peer pressure

IN SCHOOL WE WILL BE LEARNING

As we head into our final term at primary school, Year 6 will be focussing on what it means to become more independent.

They will be discussing how friendships change as they grow and how this is a normal part of growing up. They will learn skills to help them manage friendships: making new friends and separating for others.

They will consider the fact that people have different kinds of relationships in their lives and that some last for a long time, while others are short lived.

They will learn to recognise healthy and unhealthy relationships as well as dangerous associations.

A big hurdle in Year 6 is managing change and moving to secondary school. Together, we will discuss how to ask for support or where to seek further information and advice regarding growing up and changing.



AT HOME YOU CAN

- Thinking about all the unknowns of secondary school can be upsetting for your child. Discuss strategies for handling challenges that may arise in secondary school, such as peer pressure, conflicts with classmates, or difficulties with coursework. Teach your child problem-solving skills and encourage them to seek help when needed.
- Help your child develop organizational skills by encouraging them to pack their own school bag, lay out their clothes, and prepare their lunch. This fosters independence and responsibility.
- Start transitioning to a school schedule a few weeks before school begins. Set regular wake-up times, meal schedules, and bedtime routines to get your child accustomed to the new routine.

USEFUL WEBSITES



[How to prepare for secondary school](#)



[Moving up! The transition to Secondary School](#)

HAPPY HARDWORKING COURAGEOUS KIND

H

PE

KEYWORDS

throw
catch
bowl
bat
field

strike
underarm
overarm
bowler
backstop

fielder
batter
tactics
honesty
self regulation

IN SCHOOL WE WILL BE LEARNING

Health related fitness

For health-related exercise, this unit of work will consolidate pupils understanding of strength, flexibility and cardiovascular elements of fitness. Pupils will perform cardio, flexibility and strength focused circuits, enhancing their own fitness.

Athletics

This unit of work will challenge pupils to apply their knowledge and understanding and skills into a series of competitions. Pupils will experience competition across all the different areas of athletics that they have explored. Pupils will have to work hard individually to apply the correct technique as well as collaborating in teams.

Key Skills

Physical: running, jumping, throwing, balance, flexibility

Social: communication, respect, co-operation

Emotional: honesty, self-regulation, sportsmanship

Thinking: select and apply skills, reflection, assess, tactics



AT HOME YOU CAN

- Play a game of [4 person rounders](#) with your family.
- Learn the [rules of rounders](#).
- Rounders [batting tips](#) and exercises to prepare you for rounders.

USEFUL WEBSITES



Kids workouts



Morning stretches

HAPPY HARDWORKING COURAGEOUS KIND

