

Heathfield PRIMARY SCHOOL



CURRICULUM BOOKLET

RECEPTION

SUMMER 1

MATHS

KEYWORDS

numbers
objects
more
add
addition


double
1-20
Less
take away
count

altogether
backwards
missing
1-20

IN SCHOOL WE WILL BE LEARNING

In this half term, children will engage in various activities to build skills from earlier in the year. Additionally, they'll explore doubles, recognising when objects or pictures aren't doubles and building doubles using real objects and equipment up to 10. This hands-on approach will help them solve problems involving doubles and recognise doubles up to 10. They'll also practise counting, ordering, comparing and identifying more and less.

The children will develop counting skills beyond teen numbers, using ten frames to visualise and solve addition problems with concrete objects. They'll practise counting on to find sums and answer addition problems up to 20. These activities strengthen basic addition and number patterns and also introduce subtraction within numbers up to 20.



AT HOME YOU CAN

- Encourage the mentality of 'number fun!'. Incorporate numbers into everyday activities. Count objects around the house, such as toys, books, or utensils during mealtime.
- **Double Trouble:** Use pairs of objects (like socks or shoes) to show doubles. Ask your child to find and count doubles around the house.
- Create tracing sheets with dotted numbers for your child to trace, helping them learn to write each numeral correctly.

USEFUL WEBSITES



[Counting beyond 20](#)



[Number Bonds](#)

HAPPY HARDWORKING COURAGEOUS KIND

H

LITERACY

KEYWORDS

retell
fiction
lower case
capital letters
characters

CVC words
CCVC words
digraph
trigraph
segmenting

blending
Phase 3
sentences
history

IN SCHOOL WE WILL BE LEARNING

Occupations

We will be reading the following stories whilst we explore our topic about occupations: A Superhero Like You, Look Up!, All Through the Night, You Can't Call an Elephant in an emergency, Dig dig digging, What jobs could you do?. This will help your child's understanding on different jobs and to think more about the world around them. We will encourage children to retell the stories.

Phonics

This term the children will continue to consolidating the sounds they have already learnt in Phase 2 and 3. They will also learn new harder to read and spell words. We will be exploring different endings to words and the sounds they make including "ed", "er" and "est". Children also continue to practice word blending and segmentation in this phase and will apply their knowledge to reading.

Writing

In writing, the children will learn to construct simple sentences using phonics knowledge and high-frequency words (HTRS). Emphasis will be placed on using finger spaces, capital letters correctly and correct letter formation, to ensure their writing is clear and easy to read.



AT HOME YOU CAN

- Read stories related to occupations at home.
- Discuss different occupations at home.
- Practice Phase 3 and Phase 4 sounds at home.
- Every week your child receives a guided reading book which corresponds to the sounds they have learnt, please read this book with your child every day.
- Supporting your child to learn the 'Harder To Read and Spell' words by learning their weekly spellings.

USEFUL WEBSITES



[Phase 3 sounds](#)



[Phase 2 sounds.](#)

HAPPY HARDWORKING COURAGEOUS KIND



COMMUNICATION AND LANGUAGE

KEYWORDS

sequencing
time concepts
humour
playfulness
jokes

wordplay
full sentences
fiction/non-fiction
discussion
storytelling


extinct
past/present
herbivores
carnivores

IN SCHOOL WE WILL BE LEARNING

This half term your child will be encouraged to use the right tenses in their speech and understand more complex language including using the correct vocabulary to sequence and time events. They'll learn to understand and follow instructions, even while engaged in other activities, improving their multitasking skills.

Additionally, they'll be encouraged to develop their comprehension skills by being able to make connections from stories to their own lives. As we explore the topic of occupations, your child will also be encouraged to ask and answer questions in front of the class, using the five Ws and H (what, when, where, why, who, and how).

In addition to this, we'll explore the world of fiction and non-fiction books, engaging in discussions using full sentences to express their thoughts and opinions. Lastly, we'll incorporate humour into our learning environment, encouraging your child to understand and use humour effectively in communication.



AT HOME YOU CAN

- You can engage in conversations with your child, discussing their day, activities, and interests. Use open-ended questions to stimulate their thinking and encourage them to express themselves fully.
- You can spend time reading a variety of books with your child, including fiction and non-fiction.
- You can expose your child to a variety of language-rich experiences, such as visits to museums, parks, or cultural events. Encourage them to describe their experiences and share their observations using full sentences.

USEFUL WEBSITES



[Libraries in Birmingham](#)



[Communication games to play](#)

HAPPY HARDWORKING COURAGEOUS KIND



UNDERSTANDING OF THE WORLD

KEYWORDS

role model	puddles	observations	traditions
respect	rainbows	description	discussions
diversity	environment	cultural	empathy
inclusivity	flashlights	diversity	
Seasons	shadows	characters	

IN SCHOOL WE WILL BE LEARNING

This term in reception, we will be looking at the topic "occupations". They will have the opportunity to dress up as different occupations within the role play area. Your child will also learn about how jobs have changed over time and explore photographs of doctors in the past and doctors today. Children will learn about how people help the community.

In addition, your child will have the opportunity to explore a diverse range of stories featuring different cultures, communities, and traditions which will create a broader worldview.

Furthermore, your child will investigate different materials to see how much light can pass through them. They will learn about transparent and not transparent materials by using torches. They will also learn about how shadows are formed and through hands-on exploration, children will create shadows.



SHADOW SCIENCE



AT HOME YOU CAN

- You can set up simple experiments at home to explore light and shadow. Use flashlights, toys, and household objects to create different shadow sizes and shapes.
- Take walks outside and observe the weather together. Talk about how the weather changes and look for changes around you such as: puddles, rainbows after rain showers and discuss how they form.
- You can be a positive role model by demonstrating respect for people from different cultures and backgrounds. Encourage empathy and understanding by teaching your child to appreciate and celebrate diversity.

USEFUL WEBSITES



[Occupation role play](#)



[Shadow experiments](#)

HAPPY HARDWORKING COURAGEOUS KIND

H

EXPRESSIVE ART AND DESIGN

KEYWORDS

listening	Teamwork	Planets
performance	vehicles	
glockenspiels	pulse	
technique	artists	
construction	Paper mache	

IN SCHOOL WE WILL BE LEARNING

Your child will learn the skill of paper mache by exploring how to layer paper and glue to create a strong 3D model. They will use this technique to make their own planets. Children will also explore different types of vehicles and sketch their ideas. They will then create their own vehicles using a range of materials, experimenting with joining methods



In music class, your child will be listening to funk music whilst developing an understanding of how it is unique. They'll explore the interrelated dimensions of music through singing and playing instruments, focusing on songs like "Big Bear Funk" and revisiting nursery rhymes and action songs.

They will continue to play with glockenspiels and learn to play the instrument within a song. The children will learn more about the different aspects of music (pulse, rhythm, pitch and tempo), singing and playing instruments and learn that they are all linked. At the end of the unit, they will share and perform the learning that has taken place.



AT HOME YOU CAN

- Make simple musical instruments, such as shakers or drums, and use them to accompany singing nursery rhymes. Decorate the instruments with artwork related to the rhymes.
- Encourage your child to produce their own music. Try using household objects such as spoons to create a beat, then build on that. This activity promotes musical understanding and creativity.
- Ask your child to create artwork based on an artist of your choice drawings. For example, show the child some work by Monet, and get them to replicate it.

USEFUL WEBSITES



[Nursery Rhymes](#)



[Paper mache](#)



[Instruments](#)

HAPPY HARDWORKING COURAGEOUS KIND



PSED

KEYWORDS

achievements
help
resilience
nutrition
communication

cooperation
rules
imaginative play
confidence
healthy foods


turn-taking
empathy
unhealthy
social interactions
celebrate

IN SCHOOL WE WILL BE LEARNING

Throughout the term, our aim is to allow children to develop a positive sense of self and relationships with others. Your child will have the opportunity to take pride in their achievements, both big and small, ensuring they are confident and have a good self-esteem. They'll learn the importance of offering help to others, and considering the feelings of others, which will allow them to develop empathy.

Furthermore, your child will explore the concept of healthy food choices at lunch and discuss the importance of physical health. They'll also gain confidence in speaking in small groups, working and playing cooperatively, and taking turns with others.

Finally, they'll engage in imaginative play with their peers allowing them to build strong friendships within the classroom. We're committed to providing a supportive and inclusive environment where your child can thrive socially and emotionally.



AT HOME YOU CAN

- Model healthy eating habits at home by providing nutritious meals and snacks. Involve your child in meal planning and preparation to help them learn about making healthy food choices. You could also cook a healthy meal with them.
- Take time to celebrate your child's achievements, no matter how small. Offer praise and encouragement to boost their confidence and self-esteem.
- Encourage cooperative play with siblings or friends and emphasise the importance of taking turns and sharing toys and games. Praise your child for cooperating and being considerate of others.

USEFUL WEBSITES



[healthy dinners](#)



[Feelings](#)

HAPPY HARDWORKING COURAGEOUS KIND



PHYSICAL DEVELOPMENT

KEYWORDS

outdoor play	control	dribble
balancing activities	agility	throw
catch	independence	kick
active games	structured	
ball skills	roll	

IN SCHOOL WE WILL BE LEARNING

This term, your child will develop their ball skills by exploring how to move confidently with a ball using their feet. They will learn how to control the ball whilst moving and practice simple dribbling techniques. As their confidence grows, your child will begin to dribble whilst working against an opponent in the form of a competition.

These early experiences help build coordination, balance and spatial awareness in a playful, active way.

PE will continue to be every Friday and please ensure you have the correct P.E. kit (see below).



AT HOME YOU CAN

- Provide opportunities for your child to run, jump, climb, and explore outdoors. Set up a safe play area where they can practice running and jumping off small obstacles like logs or low steps.
- Play active games with your child that involve running, jumping, and movement. Games like tag, hide-and-seek, or Simon says are great for promoting physical activity and coordination.
- Be a positive role model by engaging in regular physical activity yourself. Take family walks, bike rides, or trips to the park to encourage your child to stay active and healthy.

USEFUL WEBSITES



[ball games to play at home](#)



[parks in Birmingham](#)

HAPPY HARDWORKING COURAGEOUS KIND

