

Heathfield PRIMARY SCHOOL



CURRICULUM BOOKLET

NURSERY

SUMMER 2

LITERACY

KEYWORDS

Postcards
Holiday
Friends
Family
Postcards
Post

Felt tips
Marks
Meaning
Ice cream
Beach
Address

Name
Stamp

IN SCHOOL WE WILL BE LEARNING

Books we will be exploring:



This term children will be exploring their project, **On the Beach**. The books they will be reading are: The Fish who could Wish, The Pirates are Coming, Creature Feature Oceans, Commotion in the Ocean and Say Goodbye Say Hello.

Children will be moving on to Phonics Aspect 7, where the aim is to develop oral segmenting and blending.

Moreover, children will be working on writing their name using their name card for support. They will also be able to recite the alphabet through alphabet songs and use pictures to tell stories.

Writing for a purpose

In link with the new project, children will be learning to mark make in other ways, such as producing postcards. Children will learn that a postcard has a picture, a stamp and name and address. They will learn to write for a purpose.



AT HOME YOU CAN

- Use your favourite crafts (diamantes, paper pieces, pipe cleaners) and mediums (crayons, felt tips, colouring pencils) to create a postcard for a friend or family.
- Using different mediums, write your name with and without a name card for support. Use different colours and different sizes for the letters of your name.

USEFUL WEBSITES



SCAN ME

[Letters and sounds aspect 7](#)
['I've got something in my box'](#)



SCAN ME

[I Spy alphabet online game](#)

HAPPY HARDWORKING COURAGEOUS KIND



MATHS

KEYWORDS

Shells
Count
Total
1,2,3,4,5
Fives Frame
More

A lot
Less
Fewer
Altogether
3D Shapes
Faces

Flat
Edges

IN SCHOOL WE WILL BE LEARNING


Seashore Maths

This term children in Nursery will be learning about the project **Seashore Maths**. In this project, children will link numerals and amount and represent numbers on their fingers. They will understand that the last number reached tells us how much there are in total. They will compare the amounts in a fives frame and compare who has less and who has more. Children will use marks to represent numerals, such as how many shells they see on the beach or how many starfish live in the sea.

3D Shapes

Children will continue their learning on exploration of 3D shapes. They will begin to understand that 3D shapes have faces and edges and can make links to what they see on a beach, such as a beach ball which is sphere and an ice cream cone which is a cone shape.

Children will use the knowledge of their shapes to build sandcastles or sand villages.



AT HOME YOU CAN

- Go on a 3D shape hunt in the indoor or outdoor environment. Look for shapes and sort them in categories.
- Go to the supermarket and ask your child to add a certain amount of ingredients to the trolley. See if your child can count with 1-1 correspondence and ask them if they can give you a total (altogether).

USEFUL WEBSITES



[Funky counting song 1-10](#)



[Dino crunch 3D shape game](#)

HAPPY HARDWORKING COURAGEOUS KIND

H

COMMUNICATION AND LANGUAGE

KEYWORDS

Dry Sand	Water Wheels	Fine
Pebbles	Bucket	Sticky
Shells	Spade	Wet
Funnels	Soft	Damp
Colanders	Sieve	Mould

IN SCHOOL WE WILL BE LEARNING

This term, children in Nursery will read a range of stories and begin to understand key question words, such as what, when, why, where, who and how. During play, they will also begin to vary their tone, volume and expression. They will use full sentences to articulate their wants, opinions and responses.

Beach Fun

For the project, children will be learning about the project, **Beach Fun**. They will learn different ways to do things when playing and exploring and use all their senses in hands on exploration of natural materials. Children will be making sandcastles and sand villages and talk about what they have made using full sentences. They will explain why they have added particular features to their creation using 'because' to connect sentences.



AT HOME YOU CAN

- Encourage your child to look at picture books at home and ask questions using question words: what, when, why, where, who and how.
- Ask your child a list of things they will need to take to the beach.
- Encourage your child to use vocabulary, such as beach hat, sunscreen, sunglasses and explain the importance of these.

USEFUL WEBSITES



SCAN ME

[Blippi learns to wear sunscreen video](#)

SCAN ME



[How to make ocean sensory bags for children to explore and talk about](#)

HAPPY HARDWORKING COURAGEOUS KIND



UNDERSTANDING OF THE WORLD

KEYWORDS


Ocean	Habitat	Sun protection
Crab	Safe	Sun screen
Beach	Sea	Jellyfish
Fin	Seashore	Lobster
Fish	Starfish	Octopus

IN SCHOOL WE WILL BE LEARNING

Children will learn about plants and animals that live at the seaside. They will also learn holidays in the past and keeping safe in the sun. Children will be learning about cultural celebrations, such as Father's day and Eid Ul Adha (festival of sacrifice). Children will also talk about the changes in the weather outdoors and observe what they can see relating to summer. Children will learn the name for all the seasons. They will also learn about different job roles and learn about jobs that interest them.

Who lives on the Seashore?

The project they will explore is **Who Lives on the Seashore?** In this project, children will be introduced to various different sea animals that live in the sea and ocean. Children will observe different sea species through finding pictures and videos on Ipads. They will use technology, with the help of an adult, to talk about some of the things they have observed using scientific vocabulary.



AT HOME YOU CAN

- Watch Youtube videos based on different sea creatures in the sea and the ocean. See if your child can name the different animals from knowledge already taught in nursery.
- Visit different ponds and lakes with your child to see the different species that live there. Talk about similarities and differences in what a pond entails as opposed to an ocean.

USEFUL WEBSITES



[Learning sea creature vocabulary video](#)



[All about Eid Al Adha](#)

HAPPY HARDWORKING COURAGEOUS KIND



EXPRESSIVE ART AND DESIGN

KEYWORDS

Paint	Relaxed	Hear
Paint rollers	Happy	Calming
Swirly shapes	Sad	Loud
Carnival	excited	Soothing
Sea	See	

IN SCHOOL WE WILL BE LEARNING

Art

For expressive art and design, children will create masterpieces related to the topic, **On the Beach**. They will create both large and small-scale artwork. Children will choose their own resources and talk about their work. They will also engage in messy play activities. Children will use playdough, clay and other moulding materials to create simple representations of sea creatures. They will also use a variety of tools, such as paintbrushes, sponges, scissors, rolling pins, glue, tape and crafting tools for a purpose.

Furthermore, children will join in with dancing and ring games, as well as singing familiar songs. They will use realistic toys in pretend play.

Under the Sea

For this project, children will talk about and represent ideas, sounds, movement and emotions through their creations. They will be invited to watch a video of an aquarium and use paint brushes and rollers to create their own under the sea mural.



AT HOME YOU CAN

- Provide your child with templates of sea creatures. Collect and gather materials and crafts around the house to collage the sea creature. This can include an octopus, shark, jellyfish, sea horse and dolphin. See if you can use recyclable materials to collage.
- Give your child a **WOW experience**. Visit the sea life centre (located in city centre) and take pictures of different sea species. Recreate artwork based on what you saw.

USEFUL WEBSITES



SCAN ME

[Super sandcastle craft ideas](#)



SCAN ME

[Jackson Pollock inspired art work](#)

HAPPY HARDWORKING COURAGEOUS KIND

H

PSED

KEYWORDS

Body
Cereal
Dairy
Diet
Drink

Exercise
Fish
Fruit
Healthy
Portion

Meat
Running
Sleep
Team
Vegetables

IN SCHOOL WE WILL BE LEARNING

For PSED, children will learn to do the following:

- Focus for a short period of time in whole class and small group activities
- Develop appropriate ways to express emotions and wishes
- To understand the importance of brushing teeth
- To be able to choose and eat healthy snacks
- To show an awareness of others during play and to elaborate on other's play ideas.



Move it

This mini project teaches children about the importance of exercise, sleep and a balanced diet, and explores outdoor, summer games and activities. Children will partake in games, such as: parachute games, chasing games, obstacle courses and racing. Children will learn about why it is important to keep the body active and talk about which game they favoured and why they favoured this game.



AT HOME YOU CAN

- Take your child to the park and play ball games to help your child stay fit and active. They can also use the climbing frame as it is great for strength and exercise.
- Make a fruit salad at home, encourage your child to cut fruit independently with a safe child friendly knife. Talk about which fruit they like best and why. How does it taste? Is it sweet? Sour? Juicy? Encourage vocabulary.

USEFUL WEBSITES



SCAN ME

[How to brush your teeth video](#)



SCAN ME

[Healthy eating activity ideas for home](#)

HAPPY HARDWORKING COURAGEOUS KIND



PHYSICAL DEVELOPMENT

KEYWORDS

Dance
Move
Soar
Wave
Scuttle
Slow

Fast
Squeeze
Pipettes
Roll
Pat
Three Froggy

Fingers
Rhythm

IN SCHOOL WE WILL BE LEARNING

Sounds of the Sea

Children will explore the project, **Sounds of the Sea**. They will experiment with different ways of moving the body and begin to remember sequences and patterns of movement related to music and rhythm. They will use large muscle movements to wave flags and streamers.



Further skills children will learn:

-To jump off an object and land safely

-To put on shoes and socks independently

-To use tools such as tweezers, pipettes and pegs with control

-To begin to move towards the tripod grip



AT HOME YOU CAN

- Go on to Youtube and follow an 'under the sea yoga' video to encourage physical development.

USEFUL WEBSITES



[Under the sea yoga video](#)

SCAN ME



['Move your body' exercise video](#)

HAPPY HARDWORKING COURAGEOUS KIND

